



Stark County Board of DD Early Intervention Newsletter

August 2018



Family Picnic

Monday, August 13th
10AM-12:30PM

At Price Park in North Canton
Rain or shine!

Please bring a covered dish to share.

Sandwiches and drink will be provided for everyone.

Huston-Brumbaugh Nature Center

16146 Daniel St. NE
Minerva, OH 44657



FREE

Tuesday, August 7th
10AM-12:30PM

Join us to walk and explore nature on the trails. We can meet the barnyard animals, visit the pond, and enjoy whatever else we might find along the trail. Our tour guide will also have activities for us too! There is a visitor center and bird observatory. Bring a picnic lunch to enjoy under the pavilion at the conclusion of our morning. The Nature Center is six miles south of the University of Mount Union campus off of State Route 183 (Union Ave). Entrance and parking for the Nature Center is on Daniel Street (turn left off of Rt-183 if traveling from Alliance).

RSVP's required August 3rd so there is enough park staff available that day to help us.

Varian Orchards



6340 Orchard View Dr. SE
East Canton, OH 44730

September 11th
10AM-1PM

Cost: \$5 per person

Come take a wagon ride through the apple orchards with us, play in the play place, and sample cider and apples. See the newly planted orchard, go in the barn and lots more. If the weather doesn't cooperate, it will be moved indoors with age appropriate activities led by Cliff Varian. Cliff Varian is a childcare director and former kindergarten teacher and is very excited to have our group come visit the orchards.

RSVP with payment by September 10th!

The Children's Museum of Cleveland

3813 Euclid Avenue
Cleveland, OH 44115
216-791-7114



August 21st 10AM-2PM

Adults & children 12 months and up \$12 each
Parking \$5 per car

The Children's Museum of Cleveland (CMC) gives children a place to discover their own adventures through interactive exhibits and programs. An open-ended learning environment gives children the opportunity to imagine, experiment, problem-solve and communicate. The CMC is an advocate for self-directed play as one of the best ways for young children to learn. The CMC is a museum for all children - of all abilities, backgrounds, and ages. It's a place for families to play, connect and learn together in an environment designed to excite, enrich and inspire.

**The eating area features vending machines for snacks and beverages only. Please bring your own lunch.*

Family Hike @ Quail Hollow Park



13480 Congress Lake Ave
Hartville, OH 44632

September 25th, 2018
10AM-12PM

FREE

Join us as we hike the trail at Quail Hollow Park in Hartville. Trail is stroller and wheelchair accessible and is SHADED. We will explore the gardens after our hike then enjoy a picnic lunch together. Park and meet by the Visitor Center (white buildings)

CONTACTS:

Chris Ehmer

330-479-3508 (work);

330-704-2400 (cell);

or ehmerc@starkdd.org

Paula Moore

330-479-3710 (work);

330-354-7919 (cell);

or moorep@starkdd.org

Community events are not sponsored by Stark County Board of DD. They are scheduled for the sole purpose of introducing families to events/activities available in our area/community.

All Field trips, activities, and playgroups are open to the public. Parents are responsible for the safety and well-being of their children during any events you attend.



August 6th

Metzger's Park

1420 Nickelplate Trail

Louisville, OH 44641

10AM-12PM

August 13th

Price Park

FAMILY PICNIC

1000 W. Maple Street

North Canton Ohio

44720

10AM-1PM

Mondays at the Park

Join us each Monday as we explore the different parks throughout Stark County and the surrounding areas. Be sure to check the dates and times so you don't miss out on the fun! Bring a snack and water to drink or bring your lunch with you for a picnic afterwards.

If it is raining or the humidity is at a dangerous level we will be cancelled.



"Play helps build a warm relationship between family members and to create a bank of positive feelings and experiences that can be drawn upon in times of conflict. Through play, you can help your children solve problems, test out ideas, and explore their imaginations."

-Carolyn Webster-Stratton

Tips For Getting Your Toddler To Listen

Do these phrases sound familiar to you? "Stop!", "Don't do that!", "NO!" or "Get down..."? Does your child continue to do whatever you told them not to do? Toddlers are easily distracted and believe it or not, they may have been so focused on what they were doing/wanted that they didn't even hear you. So now you've asked your child not to do something, they didn't listen and you become irritated and you might even yell because maybe if you are louder or sound mad they might listen this time. Yelling is not likely to get your child to do what you want as a matter of fact they learn to tune it out. Toddlers want their independence so when you tell them not to do something you are offering them the chance to assert their independence. How about this scenario...you have asked your child to pick up toys multiple times (you may have even threatened to take the toys away) but they ignored your requests so, you give up and do it yourself. Without even realizing it you have sent your child the message you can be ignored and they won't have to follow through with your request. Try some of these tried and true tips to get your toddler to listen...

First, **make a connection:**

- Get down to their level
- Make eye contact
- Talk in a quiet voice
- Place your hand in theirs or on their shoulder

Don't yell from across the room!

Next, **use the right words:**

- If giving directions, don't make it sound optional such as... "Do you want to..." or "Could you..." when the answer is "NO" and there is not a choice.
- Be clear and firm..."I need you to..." or "You need to..." don't phrase it like it's an option.
- Tell them **what to do** instead of what not to do. In-



stead of "Get off the ..." say, "Put your feet on the floor."

- Offer 2 choices/options that are acceptable to you when possible so your child feels they are choosing what to do.
- Ask..." What do you still need to do before _____?" which encourages cooperation while still making your toddler feel capable.
- Use "First _____, then _____." "First you pick up your cars, then you will have a snack."

Keep it simple. Don't give lengthy requests or explanations.

Lastly, **follow through:**

- When possible allow natural consequences happen.
- If you give a boundary or make a request don't allow it to be ignored.
- Help your child to follow through with your request/ boundary or watch as they do it themselves.
- Give them fair warning of what will happen if they don't respond to your request.
- Don't give them a consequence that can't be followed through because it is unrealistic or is intended to persuade or scare them into doing it.
- Think before you give a warning/consequence...can I follow through? If the answer is "NO" then don't say it.
- Consistently follow through when setting boundaries or making requests of your child so they will know that you mean what you say. If you don't follow through they will continue to test limits.

Words have no meaning when we lack action or there is no follow through.




Family Fun in August!

Puffy Paint Ice Cream Cones

Materials Needed:

white glue
foam shaving cream (not gel)
cardstock paper or heavy paper
Cardboard (small piece)
Scissors (for parental use)
Markers or crayons
Paintbrush, plastic butter knife or spoon

Optional: sprinkles, confetti, pompoms,
Fruitloops, etc. to embellish



Gather your supplies and cut out an ice cream cone shape from the cardboard in advance. Have your child draw lines on the cardboard cone with a crayon or marker to create the "sugar cone" look. Have them glue the cone onto the heavy piece of paper. Next, mix equal parts of the white glue with the foam shaving cream until you get "stiff peaks" in the mixture. Now add some food coloring to the puffy paint (you can divide the puffy paint up and make several colors if you wish). Using a paintbrush, plastic butter knife or spoon let your child paint a scoop or two of ice cream on top of the cone. Now it is time to embellish your cone you can add sprinkles or confetti to the scoops and add a pompom or round piece of cereal to the top for a cherry. Be creative! Let it dry overnight and it will be puffy to touch in the morning!

Ice Cream Play Dough

It's edible, it's soft, and it looks and moves EXACTLY like ice cream. Ice cream pulls apart and rolls into an ice cream scoop in a very particular way. This ice cream play dough pulls, rolls, scoops, and sits exactly like real ice cream. You can scoop it with a REAL ice cream scoop and you can fool everybody around you into thinking it's actual ice cream!



Ingredients:

1 cup of pre-made frosting with
2 3/4 cups of powdered sugar

Add the powdered sugar to the frosting in slow increments using the dough hook attachment on your mixer at low speed scraping the sides of the bowl. Check for stickiness (you may or may not need all of the powdered sugar just continue to test the "stickiness"). Once you've added all of the powdered sugar, the play dough will begin to look just like ice cream. Roll it into one big ball and make sure it is not crumbly or sticky. If, by chance, you added a little too much powdered sugar, don't worry! Simply sprinkle a little olive oil onto the play dough and the problem is solved! Since the entire recipe consists of only frosting and powdered sugar, this play dough is completely edible! If it starts to dry out simply drizzle a little olive oil on top of it and the play dough will return right back to the normal consistency. Store your ice cream play dough in a zip lock bag in the refrigerator. When your kids want to play with it again, leave it out for 30 minutes to warm and reach room temperature (it will harden in the fridge). When it is at room temperature, add a little olive oil to the dough if necessary.

Kick the Can Ice Cream

Home-made ice cream is a refreshing dessert, and making it outdoors with your child provides a new and exciting experience and a cool treat. It also creates memories of fun.

Ingredients:


1 (1-pound) coffee can with plastic lid
1 cup whole milk
1 cup heavy cream
1/3 cup sugar
2 tablespoons flavored syrup
(such as chocolate or strawberry)
1 (3-pound) coffee can with plastic lid or a
#10-size can with plastic lid
1 Small bag ice, cubed (not crushed)
1/2 cup rock salt



To make your ice cream add milk, cream, sugar and syrup to the small can. Do not fill the can more than half full with liquids or the ice cream will not freeze as well. Cover the small can with a plastic lid and place it into the large can. Fill the bottom half of the space between the two cans with ice. Add rock salt. Fill the rest of the space with ice and put on the plastic lid. Roll the can back and forth to each other for 10 minutes. Remove the lids and scrape the ice cream from the sides of the small can. Stir the mixture and if the ice cream needs to freeze longer, dump the melted ice out of the large can. Set the small can inside the large can again adding more ice and rock salt and repeat as many times as necessary to make your ice cream. When the ice cream is ready, there will be about a half inch of frozen mixture on the sides of the can, the rest will still be in near-liquid form. With a kitchen knife scrape down the frozen ice cream and stir it into the liquid ice cream to create the right consistency. Find a shady spot and enjoy your ice cream. Recipe makes about 2 cups of ice cream.

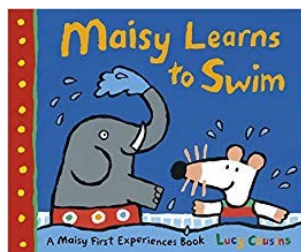
• Chopped frozen fruit may be added if desired which will speed up the freezing.

August Book Picks...




On a hot summer day, a little girl finds ways to entertain herself and stay cool. She catches a butterfly, sips lemonade, jumps in a pool, and goes on a picnic. At night, she sees an owl in a tree and a frog in a pond, and hears leaves rustling. Before long, she's fast asleep, dreaming about more summer days and summer nights.

Today Maisy is going swimming for the first time, and she is a little nervous. Good thing Eddie and Tallulah are coming, too. Eddie is a natural, but Maisy and Tallulah get into the pool slowly — ooh, it's freezing! But soon they are kicking and floating and even blowing bubbles with the rest.



One sunny day, a little boy heads outside for a swim, but his pool is already taken . . . There's a big whale in the water and it's not budging! The boy tries everything to get the whale to leave. Nothing seems to work. Not fetch. Not tag. Not even offering his allowance. What's a boy to do? Luckily, he comes up with the perfect solution: he decides to chill out on a spray of water over the whale's spout.



With changes in weather come new things to try: it's windy enough to fly a kite; it's rainy enough to splash in puddles and search for worms; it's snowy enough to build a snowman, But is it warm enough for ice cream? When we reach the bright sun of the summer spread, we hear the answer: Yes it is!



Build Your Child's Library

Order books through Scholastic Book Club to enjoy with your child. Go on-line to:

scholastic.com/bookclub or scholastic.com/newparent

to view the flyer and place your order.

The class activation code is: **GJTR9**

(Teacher's name Christine Ehmer)

Online orders are paid for by credit/debit and will be delivered to Eastgate and brought to you when your PSP visits.

Orders are due by August 22nd!

Orders will arrive within 1-2 weeks of the due date.

Pop, Pop, Popsicle

Tune: Row Your Boat

Pop, pop, popsicle

A yummy frozen treat!

Cherry, lemon, orange and grape!

Cool and fun to eat!!



August Songs and Fingerplays...

Sing a Song of Lemonade

Sing a song of lemonade.

We'll pour it in a cup.

We'll stir it with a straw

And then we'll sip it up.

It will be so refreshing

We'll have to have some more,

And we'll be drinking lemonade forever,
ever more!



My Beach Bag

(A Tisket, a Tasket)

My beach bag, my beach bag,

My filled-with-toys beach bag

Was on my way to the shore today,

And on the way I lost it.

I lost it. I lost it.

Yes, on the way I lost it.

With all my castle-building toys,

Oh, I'm so sad I lost it.

We found it. We found it.

Yes, finally we found it!

With all my castle-building toys,

Oh, I'm so glad we found it



(In advance hide several beach toys and a beach bag in the room. Then sing the first two verses of the song. Ask the children to help to find the missing beach items. Once the items are gathered and placed in the bag, joyously sing the last verse.)

Swimming

I can dive

(move hands flattened like diving)

I can swim

(swimming motion)

I can float

(hands out to the sides with head thrown back)

I can fetch

But dog paddle

(paddle like a dog)

Is the stroke

That I do best.



Picnics

Fried chicken, watermelon, apple pie;

Do you love picnics? So do I!

Lemonade, root beer, chocolate cake,

Lazy canoe rides along the lake.

Games and singing -- let's square dance!

And don't forget, at picnics, you'll have

A N T S!



Toddler Playgroups!

Join us on Friday mornings from 10-11:30AM at Eastgate Early Childhood and Family Center to explore and play. In August we will be "Under the Sea" at playgroup on the preschool playground so be sure to bring extra clothes to change when you are done playing in the water. In September, we will be back indoors having fun "Camping Out". Playgroups are intended for children birth to age 5 years old and their siblings. Come explore our themes with us. There will be lots of activities that will tempt you and your child to discover and play together. You are welcome to bring family and friends along to join you! Here is a sneak peek at the August & September activities we have planned...

August

"UNDER THE SEA"



August 3rd

CLOWNING AROUND WITH FISH

We'll be swimming through the deep blue sea. What kind of fish will you see? Pretend to be a squid or a shark and make your own clown fish. We will be having fish in the sea for snack (blue jello with Swedish fish) today.



August 10th

HIDING IN THE SEA CORALS

Create your own coral scene in the sea with colored sand and help some fish find a good hiding place in your coral reef before a bigger fish finds them. Swim in the sea again this week with your friends and enjoy a special snack on a graham cracker.

August 17th

WHALE OF A GOOD TIME

We're going to have a whale of a good time swimming in the sea with our friends.

We will be painting on foil for our craft today and we will have whale crackers for snack.



August 24th

SEA SENSORY PLAY

You use a lot of your senses when you are at the sea. Can you smell the water? See the fish? Feel the sand on your feet or fish swimming around your legs? Can you hear the water splashing? This week we will be making sea sensory bottles to take home. We will end with a tasty snack.

August 31st

NO PLAYGROUP

BREAK WEEK TO CHANGE TO INDOORS


September

"CAMPING OUT"



September 7th

**NO PLAYGROUP
AGENCY INSERVICE**



September 14th

AROUND THE CAMPFIRE

Come enjoy singing campfire songs and creating a campfire with your own 2 hands. The dramatic play area will be set up with tents, campfires, sleeping bags, s'mores and more. We'll play in the stream (water table) and play with edible marshmallow silly putty too! Make sure to try the marshmallow toss game. Snack today is campfire logs (pretzel rods).



September 21st

BACK TO NATURE

Make sure to grab a Nature scavenger hunt bag when you sign in today. Find all of the items on the list then see Miss Paula or Miss Chris for a prize. Walk barefoot in the gross motor room to feel the textured footprints. Check out the nature discovery bottles and try out some campfire cooking in dramatic play. Paint your own "pet rock" and try out painting with our nature paintbrushes. Enjoy s'more mix for snack.



September 28th

FIREFLIES & FISHING

We're going fishing today and the bugs are bad down by the lake. Don't forget your bug spray! If you forget we will have some for you to use (pretend of course!).

There will be chocolate playdough with bugs at the playdough center. We will have worms on a fishing pole for snack. Be sure to make a birdfeeder and fireflies with Miss Paula.



Sun	Mon	Tue	Wed	Thu	Fri	Sat
			1	2	1 Toddler Playgroup @ Eastgate	4
5	6 <i>Monday at the Park</i> Metzger Park 10AM-12PM	7 Brumbaugh Nature Center 10AM-12PM FREE	8	9	1 Toddler Playgroup @ Eastgate 10-11:30 AM	11
12	13 <i>Monday at the Park</i> Price Park <i>Family Picnic</i> 10AM-12:30PM	14	15	16	1 Toddler Playgroup @ Eastgate 10-11:30 AM	18
19	20	21 Children's Museum of Cleveland 10AM-2:30PM \$12 per person. Can bring lunches	22	23	1 Toddler Playgroup @ Eastgate 10-11:30 AM	25
26	27	28	29	30	1 NO Playgroup today	

August 2018

Weekly Programs

Creative Canton
330-353-9030
(registration & fee)
Music class
Every other Wednesday
10:30 AM-11:15AM

North Canton YMCA Gymnastics
330-498-4082

Just Beginning
Must be registered (FEE)
Monday & Thursday
Gym Buddies
Must be registered (FEE)
Tuesday & Thursday

Massillon YMCA SWIMMING
330-837-5116
Adaptive Swim Lessons
Must be registered (FEE)
Monday evenings and Saturday mornings

LIBRARY PROGRAMS

These are **FREE** programs.
Perry Branch Library
Baby Storytime
10-10:30AM
Monday & Wednesday
Toddler Storytime
11-11:30AM
Monday & Wednesday

Louisville Public Library
Tiny Tots
10:30-11 AM
Tuesday
Mini Movers
10:30-11 AM
Wednesday
Mini Movers
10:30-11 AM
Thursday

Lake Library
Baby Storytime
11AM-12PM
Tuesday
Toddler Storytime
10-10:30AM
Wednesday

Always call to be sure programs will be taking place that day before going.

Sun	Mon	Tue	Wed	Thu	Fri	Sat
						1
2	3 Labor Day Program Closed	4	5	6	7 NO Playgroup Today Agency In-service	8
9	10	11 Varian Orchards 10AM-1PM COST \$5 each	12	13	14 Toddler Playgroup @ Eastgate	15
16	17	18	19	20	21 Toddler Playgroup @ Eastgate	22
23	24	25 Quail Hollow 10AM-12PM FREE	26	27	28 Toddler Playgroup @ Eastgate 10-11:30 AM	29
30						

September 2018

Weekly Programs

Creative Canton

330-353-9030
(registration & fee)
Music class

Every other Wednesday
10:30 AM-11:15AM

North Canton YMCA Gymnastics

330-498-4082

Just Beginning

Must be registered (FEE)
Monday & Thursday

Gym Buddies

Must be registered (FEE)
Tuesday & Thursday

Massillon YMCA SWIMMING

330-837-5116

Adaptive Swim Lessons

Must be registered (FEE)
Monday evenings and Saturday mornings

LIBRARY PROGRAMS

These are FREE programs.

Perry Branch Library

Baby Storytime

10-10:30AM

Monday & Wednesday

Toddler Storytime

11-11:30AM

Monday & Wednesday

Louisville Public Library

Tiny Tots

10:30-11 AM

Tuesday

Mini Movers

10:30-11 AM

Wednesday

Mini Movers

10:30-11 AM

Thursday

Lake Library

Baby Storytime

11AM-12PM

Tuesday

Toddler Storytime

10-10:30AM

Wednesday

Always call to be sure programs will be taking place that day before going.

Brumbaugh Nature Center



FREE

Tuesday, August 7th
10AM-12:30PM

Family name _____

_____ # of children

_____ # of adults

RSVP by August 6th



Quail Hollow

FREE

Tuesday, September 25th
from 10AM-12PM

Family name _____

_____ # of children

_____ # of adults

RSVP by September 24th

Children's Museum Cleveland



**EDUCATE.
AMUSE.
INSPIRE.**

Tuesday, August 21st from 10AM-2:30PM

Family name _____

_____ # of children @ \$12

_____ # of adults @ \$12

(Infants 11 months & younger are FREE)

Total amount paid _____

RSVP and \$ due by August 17th



Varian Orchards

\$5 per person

Tuesday, September 11th
10AM-1PM



Family name _____

_____ # of children

_____ # of adults

Total amount paid _____

RSVP and \$ by September 10th

