



Stark County Board of DD Early Intervention Newsletter

October 2018

Kingsway Pumpkin Farm



1555 Andrews St. NE
Hartsville, Ohio 44632-9018

**Tuesday, October 9th
@ 9:30 SHARP!**

Cost: \$7 per child
\$3 per adult
Non-walking infants FREE

Join us for a visit to Kingsway Farm. Children can crawl through a long indoor straw tunnel, play in a large box of corn, pick their own pumpkin on the wagon ride, visit the petting farm to feed the animals, get their face painted, ride a train, and play on the unique play area. There are plenty of photo opportunities throughout the farm with creative, artistic photo props so don't forget your camera! Kingsway is family oriented and free from the dark side of Halloween.

RSVP with payment by October 5th!



4121 Erie Ave SW
Navarre, OH 44662

Play is FREE + cost of lunch

Tuesday, November 20th @ 10:30 AM
RSVP: Chris 330-479-3508 or Paula 330-479-3710

**Let's have
LUNCH
and
PLAY
@
McDonald's
PLAYPLACE**

Community events are not sponsored by Stark County Board of DD. They are scheduled for the sole purpose of introducing families to events/activities available in our area/community.

All Field trips, activities, and playgroups are open to the public. Parents are responsible for the safety and well-being of their children during any events you attend.

Fire Station Tour

Central Station
1742 Schneider St NE
Canton, OH 44721

**Tuesday, October 23rd
10 -11:30 AM**

FREE



Come celebrate fire safety month with us on a visit to the Plain Township Central Fire station. Fire Inspector Keller will teach us about fire safety then give us a tour of the station. We will get to see and touch real fire equipment and even get in the firetruck!

McKinley Museum

800 McKinley Monument Drive NW Canton,

**Tuesday, November 6th
10AM-12PM**

Cost \$7 per person;
children 3 and under FREE
We must have RSVP's and \$ by November 5th



Bring your family and join us to explore Discover World the hands-on interactive science center. Travel back to the time of the dinosaur at the Natural History Island. Visit our animal friends at the Ecology Island, and capture your shadow in Fascination Station.

We MUST make payment with one check to receive the discounted rate. Plan to arrive early, we will be entering together at 10 AM.

CONTACTS:

Chris Ehmer
330-479-3508 (work);
330-704-2400 (cell); or
ehmerc@starkdd.org

Paula Moore
330-479-3710 (work);
330-354-7919 (cell); or
moorep@starkdd.org

Potty Training

Is Your Child Ready?



A question parents often have for professionals is... 'When can I begin potty training?' or 'How do I know if my child is ready?' Knowing and deciding when to start potty training can be hard. Parents are often anxious to get their child potty trained for many of reasons. There may be pressure from relatives and friends, the expense, frustration over having to constantly change diapers, or maybe you are expecting another child which means double the diaper changes and expense or this may be a requirement to attend preschool to name a few. Most children have the muscle control to regulate themselves between 18 months to 3 years of age; however, there are many factors that affect when your child is ready. Every child is different!! Children with medical problems or disabilities may not have this ability until they are older. Your readiness to commit to this process is sometimes another obstacle. YOU have to have the time and energy to commit to it and to be consistent. More important than your child's age is their level of readiness. Here are some signs that may indicate your child is ready; the more readiness signs they have the easier and faster potty training will be.

Has your child...

Developed bladder control?

- stays dry for long periods
- wakes up dry

Developed bowel control?

- has regular bowel movements
- indicates need
- pauses in play to have a bowel movement

Is your child emotionally ready?

- wants a clean diaper
- is at the "let me do it" stage
- anticipates the need to go

Can your child...

- assist in dressing and undressing
- follow a one step direction
- point to some body parts
- understand wet/dry, clean/dirty
- sit for 5 minutes
- use words, signs, or gestures to communicate
- take pride in accomplishments

Before you begin potty training it is helpful to Engage in some of the activities below. This will help your child to begin the training process with some skills and knowledge of what you are expecting of them. You can begin pre-potty training anytime and should continue until your child has enough readiness signs to begin.

Pre-Potty Training...


- Allow your child to watch you or other family members use the toilet and talk about what you are doing.
- Change your child's diaper as soon as it becomes wet or dirty to prevent them from becoming comfortable in wet or dirty diapers.
- Introduce the potty to your child and allow them to get comfortable with it...place a potty in the bathroom and allow them to explore it (looking, touching, turning over, sitting on it with clothes on...).
- Praise and encourage your child when he lets you know he is wet/dirty or needs to go and use this opportunity to talk about using the potty instead.



Continued on next page...

Potty training Do's and Don'ts...

DO...

- Use natural times such as when your child first gets up and bath time.
 - Watch for signs they have to go (facial expression, stopping play...) and comment on the sign you noticed while taking them to the potty.
 - Use a matter of fact approach...'Let's go sit on the potty' rather than asking if they have to go unless you can respect their answer if they say "no".
 - Praise and thank your child for trying even if they don't go or have an accident.
 - Encourage your child to sit on the potty.
 - Use tangible reinforcers. For some children clapping and praise may be all that is needed. Other children may need something more concrete. 
- Start small with a sticker and only increase concrete reinforcers if needed. Try using a sticker chart to delay a special reward when more encouragement is needed.

DON'T...

- Get mad if your child has accidents or is hesitant to sit on the potty.
- Expect your child to sit for long periods (no longer than 5 minutes).
- Punish or your ridicule your child for accidents.
- Expect your child to go every time you sit them on the potty.
- Begin training when your child is experiencing a stressful situation such as new sibling, moving, separation from a parent, hospitalization or beginning a new daycare.

FINALLY, Are YOU ready?

- Do you have realistic expectations?
- Do you have time available to commit to this process? Consistency is important!

**If you have questions or concerns about your child's potty training be sure to consult your child's pediatrician.*



Get your newsletter quicker by signing up for our EI Playgroup email list. If you would like to be added send an email to:



Chris at ehmerc@starkdd.org

or

Paula at moorep@starkdd.org

Ask to be added to the Playgroup email list. Emails are sent out blind copied so your information is not shared with others. You can ask us at any time to be removed from the email list if you no longer wish to receive them.



You can also sign up for the REMIND app at <https://www.remind.com/join/cehmer> or on your smart phone text the message @cehmer to 81010 or in your browser use the link [rmd.at/cehmer](https://www.remind.com/join/cehmer) to receive last minute changes or updates happening with playgroup or our community outings and field trips.

Playgroup is a great way to meet other families and for you and your child to form lasting friendships!

We hope to see you soon at playgroup and/or our field trips and community activities.

Any questions call:

Chris 330-479-3508/330-704-2400 or

Paula 330-479-3710/330-354-7919.



Friendship knows no boundaries!

Family Fun in October!

No Carve Pumpkin Decorating!!!

Here are some quick and easy ways to decorate pumpkins with your toddler if he doesn't like the feel of the inside of a pumpkin or you just don't want to deal with the mess.

*Dig out your Mr. Potato Head pieces and allow your child to push the pieces into the pumpkin. *(Parent may need to help.)*



*Purchase sticky foam and cut shapes from the foam. Let your child peel off the backs and place the stickers where they want to.

*Gather together googly eyes, sequins, glitter, pom poms, etc. and a bottle of glue and let your toddler glue the items on the pumpkin.



Marshmallow Silly Putty

It's edible too!

Ingredients:

6 Regular size marshmallows (not mini!!)

1/4 cup cornstarch

2-3 teaspoons coconut oil

Optional: Food coloring



To make:

Place 6 marshmallows, the cornstarch and coconut oil in a microwave safe bowl. Microwave for 20-30 seconds until you see the marshmallows expanding. Remove from the microwave and add your choice of food coloring on top of the marshmallows. Stir until it is well combined or too stiff to stir anymore. Now roll it in your hands until everything is combined and you are ready to play!! It keeps well in a Ziplock bag but will need to be soften again in the microwave for 10-15 seconds before playing with it again. Warning...an adult should roll and smash it to get out any hot spots to prevent getting burnt *(microwave heats from the inside out).*

You can use flavored marshmallows too!!!!

**You can find many variations to this recipe for marshmallow putty and slime online.*

Pumpkin Pancakes

These delicious and easy to make pumpkin pancakes are perfect for the fall!!!



Ingredients

1 cup pumpkin puree

1 egg

2 Tbsp vegetable or canola oil

1 ½ cups of milk

2 tsp vanilla extract

2 cups all-purpose flour

4 Tbsp brown sugar (packed)

½ tsp salt

2 tsp baking powder

1 tsp baking soda

1 Tbsp pumpkin pie spice

1 tsp ground cinnamon

Instructions:

In a large bowl whisk; milk, egg, pumpkin, vanilla, and oil. In a separate bowl combine flour, brown sugar, baking powder, baking soda, pumpkin pie spice, and salt. Stir dry ingredients into pumpkin mixture until just combined.

Spray a large skillet with non-stick cooking spray. Scoop approximately ¼ cup of pancake batter and pour it into the hot skillet. When the top begins to bubble, flip your pancake and brown on opposite side.


Before serving drizzle with syrup and create "ghosts" with whipped topping; add chocolate chip "eyes."

Serve and enjoy!!

October Book Picks...


IT'S PUMPKIN DAY, MOUSE!

Laura Numeroff
Felicia Bond



Mouse is excited for fall because that means it is time to decorate pumpkins! But one is missing. Where could it have gone?


"Every September, Every October, Fall fills my senses with scenes to remember."
"Bears gather nuts. Geese hibernate. Squirrels fly south in big figure eights." Fall is all mixed up in this silly book! Can you find his mistakes in the words and pictures?



The littlest trick-or-treaters can lift the flaps to count their way through a spooky old house . . . but they had better be prepared for a few surprises!

Jolly faces! Sad faces!
Silly faces! Mad faces!

Turn off your lights for a spooky surprise. . . Jack-o'-lanterns glow in every shape and size! You can read this book in the dark!



Build Your Child's Library

Order books through Scholastic Book Club to enjoy with your child. Go on-line to:

scholastic.com/bookclub or scholastic.com/newparent to view the flyer and place your order.

The class activation code is: **GJTR9**
(Teacher's name Christine Ehmer)

Online orders are paid for by credit/debit and will be delivered to Eastgate and brought to you when your PSP visits.

Orders are due by October 22nd!

Orders will arrive within 1-2 weeks of the due date.



Scarecrow

Scarecrow, scarecrow how scary can you be?
You scared _____ (say your child's name)
but you can't scare me!

October Songs and Fingerplays...



Lots of Leaves

Sung To: "London Bridge Is Falling Down"

Lots of leaves are falling down, falling down, falling down.
Lots of leaves are falling down in a flutter.

Take the rake and pile them up, pile them up, pile them up.
Take the rake and pile them up in a mountain.

Ring Around The Trees

Sung to: "Ring around the Rosie"



Ring around the trees
Pockets full of leaves
Husha husha
We all fall down

Rolling in the leaves
Rolling in the leaves
Rolling in the leaves
We all stand up

The Pumpkins Are Here

Sung To: "The Farmer in the Dell"

The pumpkins are here, the pumpkins are there.
The pumpkins, the pumpkins are everywhere.

The pumpkins are up, the pumpkins are down.
The pumpkins, the pumpkins are all around.

The pumpkins are in, the pumpkins are out.
The pumpkins, the pumpkins are all about.

The pumpkins are low, the pumpkins are high.
The pumpkins, the pumpkins all say good-bye!



Toddler Playgroups!

Join us on Friday mornings from 10-11:30AM at Eastgate Early Childhood and Family Center to explore and play. In October we'll look out for "Creepy Creatures of the Night". In November we'll be "Pirates of Eastgate" looking for treasures. Playgroups are intended for children birth to age 5 years old and their siblings. Come explore our themes with us. There will be lots of activities that will tempt you and your child to discover and play together. You are welcome to bring family and friends along to join you! Here is a sneak peek at the October and November activities we have planned...

October

"CREEPY CREATURES OF THE NIGHT"



October 5th
NOCTURNAL ANIMALS

What's that sound outside my tent?
A skunk...ewe! A raccoon digging in my cooler?
Look out! There's a bat swooping down!
Will you go in the cave? Enjoy playing with
the nocturnal animals in the sensory
bin and make your own nocturnal
animal to take home.

October 12th
**NO PLAYGROUP
EARLY INTERVENTION
INSERVICE**



October 19th
THERE'S A SPIDER ON MY....

There's a spider on the floor, on the floor!
Enjoy some messy sensory play with spider
Oobleck. Try fine motor and gross motor
activities...can you make the spider stick to his web
or get the spider out from under his web?
Be careful if you choose to walk on the spider's
web so you don't fall and get caught.
Enjoy making a spider web and a spider
with lots of colorful eyes!! Enjoy spiders for snack.

October 26th
**FALL CELEBRATION
(GYMNASIUM)**

Come in costume to trick or treat and enjoy
sensory, gross motor, and art activities in a safe
and welcoming atmosphere.



November



"PIRATES OF EASTGATE"

November 2nd
AYE AYE CAPTAIN

Toss the ship's anchor overboard to look for
treasure in the ocean. This week you can make a
pirate hat and necklace to wear while you are
pretending to be a pirate. There will be 'pirates
bootie slime' to play with and we will have
'banana pirates' for snack today.

November 9th
X MARKS THE SPOT



The treasure map shows the treasure is buried in
the sand so the pirates will be coming ashore to
look for it. Enjoy digging through the sand to find
gold coins, jewels and other treasures. Make your own
treasure map and enjoy 'shark bait' for snack today.



November 16th
AHOY MATEYS

Make your own telescope so you can be on the look
out for other pirate ships. If you capture a pirate ship
you can make the crew walk the plank!! We will
enjoy eating ships made from apple slices and
cheese before you go.

November 23rd
**NO PLAYGROUP
HOLIDAY**



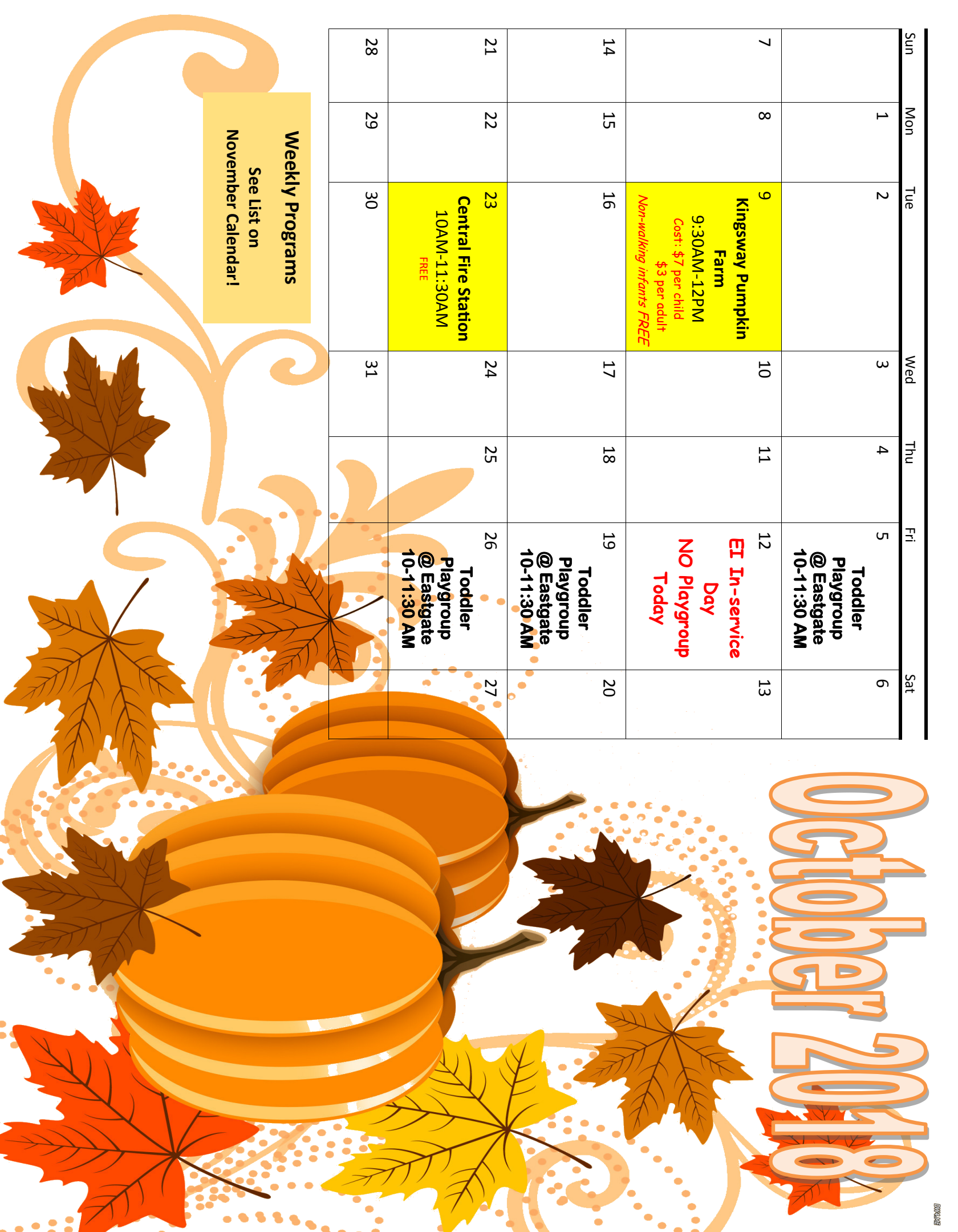
November 30th
ALL HANDS ON DECK!

All hands on deck we are under attack from
another pirate ship! Cannon balls are flying and
if we are captured we will have to walk the plank.
Design your own pirate and enjoy cannon
balls for snack.

October 2018

Sun	Mon	Tue	Wed	Thu	Fri	Sat
	1	2	3	4	5	6
7	8	9 Kingsway Pumpkin Farm 9:30AM-12PM Cost: \$7 per child \$3 per adult Non-walking infants FREE	10	11	12 EI In-service Day NO Playgroup Today	13
14	15	16	17	18	19 Toddler Playgroup @ Eastgate 10-11:30 AM	20
21	22	23 Central Fire Station 10AM-11:30AM FREE	24	25	26 Toddler Playgroup @ Eastgate 10-11:30 AM	27
28	29	30	31			

Weekly Programs
See List on
November Calendar!



Weekly Programs

Creative Canton

330-353-9030

(registration & fee)

Music class

Every other Wednesday

10:30 AM-11:15AM

North Canton YMCA Gymnastics

330-498-4082

Just Beginning

Must be registered (FEE)

Monday & Thursday

Gym Buddies

Must be registered (FEE)

Tuesday & Thursday

Massillon YMCA SWIMMING

330-837-5116

Adaptive Swim Lessons

Must be registered (FEE)

Monday evenings and Saturday mornings

LIBRARY PROGRAMS

These are FREE programs.

Perry Branch Library

Baby Storytime

10-10:30AM

Monday & Wednesday

Toddler Storytime

11-11:30AM

Monday & Wednesday

Louisville Public Library

Tiny Tots

10:30-11 AM

Tuesday

Mini Movers

10:30-11 AM

Wednesday

Mini Movers

10:30-11 AM

Thursday

Sun	Mon	Tue	Wed	Thu	Fri	Sat
				1	2 Toddler Playgroup @ Eastgate 10-11:30 AM	3
4	5	6 McKinley Museum 10AM-12PM Cost: \$7 each Children 3 and under are FREE	7	8	9 Toddler Playgroup @ Eastgate 10-11:30 AM	10
11	12	13	14	15	16 Toddler Playgroup @ Eastgate 10-11:30 AM	17
18	19	20 McDonald's Playland 10:30AM-12PM FREE to play. Cost of lunch if eating there.	21	22	12 NO Playgroup Today HOLIDAY	24
25	26	27	28	29	30 Toddler Playgroup @ Eastgate 10-11:30 AM	

November 2018

Always call to be sure programs will be taking place that day before going.

Lake Library

Baby Storytime

11AM-12PM

Tuesday

Toddler Storytime

10-10:30AM

Wednesday

Support Our Students



Everytime you scan
your Giant Eagle
Advantage Card
our school earns much
needed funds!



Program runs from Sep. 2, 2018
to Mar. 16, 2019.



**Register your Giant Eagle Advantage Card® and use it every time you shop at
Giant Eagle stores to raise funds for
Stark County Early Intervention and
Eastgate Early Childhood and Family Center!**

Shop, Scan and Support Our Organization!

For more than 30 years, Giant Eagle® has supported local schools through their Apples for the Students™ program. Through this partnership with their customers, Giant Eagle has donated over \$35.6 million in educational equipment, including classroom technology, recreational and playground equipment, science materials, art supplies, music enrichment items, nutrition programming and more.

This year, Giant Eagle will donate \$1 million to area schools for purchases made with registered Giant Eagle Advantage Cards®. Shop and earn points during the school year.

How the Program Works

Make the most out of this one-of-a-kind educational award program! Simply register your Giant Eagle Advantage Card with Apples for the Students and use it each time you shop at Giant Eagle to earn points for Early Intervention. Earning points is simple! With every scan of your registered Giant Eagle Advantage Card at the cash register, points are automatically credited to our organization.

It's Easy to Register!

Sign in to gianteagle.com

1. Register your Giant Eagle Advantage Card® online.

Visit the [My School Programs](#) page and enter the **Eastgate code (5538)**. You can also register to earn points for more than one school!

You're done! Be sure to encourage your family and friends to register, too.

Stark County Early Intervention and Eastgate Early Childhood and Family Center Code: 5538

Kingsway Pumpkin Patch



Tuesday, October 9th
9:30AM-12PM

Family name _____

_____ # of children 2-12 @ \$7 each

_____ # of adults @ \$3 each (no pumpkin)

(Infants 11 months & younger are FREE without pumpkin)

_____ # of children 11 months & under w/ pumpkin @ \$2 each

Total amount paid _____

RSVP and \$ due by October 5th

McKinley Museum

Tuesday, November 6th
10AM-12PM


Family name _____

_____ # of children 3-12 @ \$7 each

_____ # of adults @ \$7 each

_____ # of children 3 and under FREE

Total amount paid _____



RSVP and \$ due by November 5th

Fire Station Tour

Tuesday, October 23rd
10 -11:30 AM
FREE



_____ # of children

_____ # of adults

RSVP by October 22nd

McDonald's Playland

Tuesday, November 20th
10:30AM-12PM
FREE

_____ # of children

_____ # of adults

RSVP by November 19th






Nurse's Corner

COVER YOUR COUGH



**IT'S NICE TO SHARE YOUR TOYS.
BUT DON'T SHARE YOUR GERMS.
COVER YOUR COUGHS AND SNEEZES WITH TISSUES.
AND THROW AWAY YOUR DIRTY TISSUE.
OR COUGH INTO YOUR ELBOW.**





WASH YOUR HANDS

**IT'S THE BEST THING YOU CAN DO TO NOT GET SICK.
SING YOUR ABCS TWICE WHILE WASHING.**



ABCDEFGHI

