



Stark County Board of DD Early Intervention Newsletter

November 2018

McKinley Museum

800 McKinley Monument Drive NW (Canton)

Tuesday, November 6th

10AM-12PM



Cost \$7 per person;
children 3 and under FREE
We must have RSVP's and
\$ by November 5th

Bring your family and join us to explore Discover World the hands-on interactive science center. Travel back to the time of the dinosaur at the Natural History Island. Visit our animal friends at the Ecology Island, and capture your shadow in Fascination Station.

We MUST make payment with one check to receive the discounted rate. Plan to arrive early, we will be entering together at 10 AM.



Mommy and Me Morning

Join us for

"Carols & Cookies"

142 Arlington Ave NW
Canton, OH 44708

Tuesday, December 11th

10 -11:30 AM

Join us for holiday cookie making,
carols, stories and games.

RSVP by December 10th



LUNCH and PLAY

@

McDonald's

4121 Erie Ave SW
Navarre, OH 4466



Tuesday, November 20th @ 10:30 AM

Play is FREE! You will purchase your own lunches
if you choose to eat there.

RSVP by November 19th

It's that time of year again!

Here's what you need to know to stay up to date when
weather conditions are questionable.

Calamity Day Procedures for Early Intervention

Watch/listen for Stark County Board of Developmental Disabilities

If we are operating on a 2 hour delay-

EI services scheduled AFTER 10 AM will continue; those scheduled
before 10 AM will not be delivered; **Playgroup will be canceled.**

Code One or Two- Early Intervention Services
will not be delivered; **No playgroup.**

*To see if we are under one of the above check
our website www.starkdd.org/alertsandclosings,
WHBC 1480-AM radio, or WEWS-5 television for
up to date information on closings or delays.



Community events are not
sponsored by Stark County Board of DD. They are scheduled
for the sole purpose of introducing families to events/activities
available in our area/community.

All Field trips, activities, and playgroups are open to the public. Parents are responsible for the safety and well-being of
their children during any events you attend.

CONTACTS:

Chris Ehmer
330-479-3508 (work);
330-704-2400 (cell); or
ehmerc@starkdd.org

Paula Moore
330-479-3710 (work);
330-354-7919 (cell); or
moorep@starkdd.org

Family Fun in November!

Pumpkin Spice Smoothie

Ingredients:

- 1 (16 oz.) can pumpkin puree
- 2 cups ice cubes
- 2 cups milk
- 1/4 cup dark brown sugar, packed
- 2 teaspoons Sugar
- 2 teaspoons ground cinnamon

Optional: Pumpkin pie spice and whipped cream for topping



Blend pumpkin puree and ice cubes together until combined. Add milk and blend together. Add brown sugar, sugar, and ground cinnamon. Blend together until smooth. Pour into glasses and top each smoothie with a sprinkle of pumpkin pie spice. Makes 2 smoothies. Enjoy!

Pumpkin Moon Sand

Moon sand is different than slime or playdough. It acts like slime but can be molded, and it's sand! It is REALLY COOL try it for yourself!

Ingredients:

- 4 cups of play sand
- 2 cups of corn starch
- 1-3 cups of water
- 1 tsp of pumpkin pie spice
- Optional: orange food coloring,



Mix the play sand, pumpkin spice & the corn starch in a large container. Add the desired amount of food coloring at this time if you are adding color. Then, slowly begin to add water to the bin and mix. Slowly add more water & mix until the desired consistency is reached.

You can use more or less water to create different consistencies. More water will give you slimier sand, and less water will give you more of playdough-like sand.

Storage: Leave the **moon sand** in an uncovered container to dry then place in a Ziploc bag to store until your child wants to play again. Next time you are ready to play simply add water again until you have the desired consistency. (covering the container will cause the sand to grow mold)

Blessing Pumpkins

A fun, simple project to reflect on all the things you are blessed with and thankful for. Use a permanent marker to write or draw what your family is thankful for on the pumpkin.

They can be serious...family, love, friends, etc. or silly...pizza, football, cookies, etc. then display your blessing pumpkin on your dinner table. You could add one thing each night at dinner or maybe talk about something you have written..

Writing your blessings on your pumpkin is a visible reminder of all you have been given.



DANCING CORN SCIENCE ACTIVITY

Simple science activities for kids can be magical and can make science really fun to do with young children. Not only are they having a good time, but you are also encouraging interest and a further love of learning

Supplies needed:

- Tall Jar or Glass {mason jars work well}
- Popping corn
- Baking soda
- Vinegar
- Water
- Spoon



To get started, fill your jar with 2 cups of water then add a couple tablespoons of baking soda to it. Stir to dissolve the baking soda as much as possible. Talk with your child about what it means to dissolve something and what things might dissolve. Add corn kernels to the water and baking soda and invite your child to make their own prediction about what they think will happen when the vinegar is added. Now comes the fun part! Slowly begin adding the vinegar. The secret to the magic dancing corn is the baking soda and vinegar. When they are mixed a chemical reaction occurs creating a gas (carbon dioxide). The carbon dioxide bubbles lift the corn, but as the bubbles pop, the corn falls back down!

Do Extended Family Gatherings = Stress For You?



Extended family gatherings are one of the biggest holiday challenges and stressors for families with small children; especially, if that toddler has challenging behaviors or sensory issues. Many times you are getting together with people who you seldom see and who may not understand your child's challenges, behaviors and needs. Most holiday stress revolves around unrealistic expectations; talk to your child about your expectations but keep them within their abilities. You may want to talk to your extended family about your child's strength's, challenges, and behaviors so they know what to expect and the best way to react. You should not pressure your child to do anything that makes them uncomfortable during family gatherings (and relatives shouldn't expect them to either). If your child doesn't like hugs, kisses or cheek pinching make sure to communicate this so it can be avoided. Are they easily overstimulated or sensitive to things like noise and crowds? See if there is another room they can use when they need a break. Family gatherings focused on a meal such as Thanksgiving can be challenging for children who are picky eaters or who have sensory issues that limit their diet. If you are going to someone else's house for dinner and you know the menu will be a problem for your child pack something your child will eat. If you communicate this to other family members they may include some foods your child will eat too. Before going let your child know there will be different foods there but, you will bring foods for them that they like (exploring new foods is good for children, but it shouldn't be the most important thing). To make holidays fun for children we need to see things through their eyes...as a parent you never want to put your child in a situation where they're set up to fail. Family gatherings should give your child an opportunity to be with people who have a reason to see past their challenges, and who can see their strengths, and provide them with positive encouragement.



Get your newsletter quicker by signing up for our EI Playgroup email list. If you would like to be added send an email to:



Chris at ehmerc@starkdd.org

or

Paula at moorep@starkdd.org

Ask to be added to the Playgroup email list. Emails are sent out blind copied so your information is not shared with others. You can ask us at any time to be removed from the email list if you no longer wish to receive them.



You can also sign up for the REMIND app at <https://www.remind.com/join/cehmer> or on your smart phone text the message @cehmer to 81010 or in your browser use the link rmd.at/cehmer to receive last minute changes or updates happening with playgroup or our community outings and field trips.

Playgroup is a great way to meet other families and for you and your child to form lasting friendships!

We hope to see you soon at playgroup and/or our field trips and community activities.

Any questions call:


Chris 330-479-3508/330-704-2400 or



Friendship knows no boundaries!


Pau-

November Book Picks...



This little pig is putting his hoof down. No. More. BATHS. But how can he possibly accomplish this? Well, by being someone else, of course. After all, everyone knows that pirates, astronauts, and knights in shining armor-just to name a few-never, EVER take baths. Now if only he can convince his mother . . .


The bright pictures, with their patches of different textures, are designed to develop sensory and language awareness. Babies and toddlers will love turning the pages and touching the feely patches.



Ahoy! Pirates are on the loose, hiding behind die-cut windows in this board book by Charles Reasoner. Find out what they are all up to as you read the simple verse and reveal who is hiding on each page.



If you were a pirate for one day, what would you do? Join our little hero and his sister, and share in their action packed day. Peek through the windows in the story to see what's coming next!



Build Your Child's Library

Order books through Scholastic Book Club to enjoy with your child. Go on-line to:

scholastic.com/bookclub or scholastic.com/newparent to view the flyer and place your order.

The class activation code is: **GJTR9**
(Teacher's name Christine Ehmer)

Online orders are paid for by credit/debit and will be delivered to Eastgate and brought to you when your PSP visits.

Orders are due by November 22nd!

Orders will arrive within 1-2 weeks of the due date.



I'm a Little Pirate

I'm a Little Pirate
Big and strong
(show muscles)
Sailing the ocean
all day long
(rock back & forth)
When I hear the waves
crash To and fro
(make waves with arms)
I sing along with my
Yo Ho Ho!
(pump fist in the air)

November Songs and Fingerplays...

If You're a Pirate and You Know It

Tune: If You're Happy and you Know It

If you're a pirate and you know it,
swab the deck (swish, swish)
If you're a pirate and you know it,
swab the deck (swish, swish)
If you're a pirate and you know it,
Then you'll see the sea winds blowin'
If you're a pirate and you know it,
swab the deck (swish, swish)

Next:

If you're a pirate and you know it,
Walk the plank (stomp, stomp)
If you're a pirate and you know it,
Look for treasures (look through spyglass)
If you're a pirate and you know it,
Say Ahoy Ahoy! (with arm movement)



5 Little Pirates

(Similar to 5 Monkeys Jumping on the Bed)

5 little pirates jumping on the plank
One fell off and down he sank.

The first mate called the captain and the captain said,
"No more pirates jumping on the plank!"



Toddler Playgroups!

Join us on Friday mornings from 10-11:30AM at Eastgate Early Childhood and Family Center to explore and play. In November and December we'll be having fun with the theme "Pirates of Eastgate" while looking for treasures. Playgroups are intended for children birth to age 5 years old and their siblings. Come explore our themes with us. There will be many activities that will tempt you and your child to discover and play together. You are welcome to bring family and friends along to join you! Here is a sneak peek at the November and December activities we have planned...

November




"PIRATES OF EASTGATE"

November 2nd
AYE AYE CAPTAIN

Toss the ship's anchor overboard to look for treasure in the ocean. This week you can make a pirate hat and necklace to wear while you are pretending to be a pirate. There will be 'pirates bootie slime' to play with and we will have 'banana pirates' for snack today.

November 9th
X MARKS THE SPOT

The treasure map shows the treasure is buried in the sand so the pirates will be coming ashore to look for it. Enjoy digging through the sand to find gold coins, jewels and other treasures. Make your own treasure map and enjoy 'shark bait' for snack today.



November 16th
AHOY MATEYS

Make your own telescope so you can be on the look out for other pirate ships. If you capture a pirate ship you can make the crew walk the plank!! We will enjoy eating ships made from apple slices and cheese before you go.

November 23rd
**NO PLAYGROUP
HOLIDAY**

November 30th
ALL HANDS ON DECK!

All hands on deck we are under attack from another pirate ship! Cannon balls are flying and if we are captured we will have to walk the plank. Design your own pirate and enjoy cannon balls for snack.




December

"PIRATES OF EASTGATE"

December 7th
POLLY WANTS A CRACKER

The captain's parrot is squawking again. Don't share any secrets with the parrot he will tell everyone. Polly wants everyone to have a cracker or two for snack today. Make your own parrot with Miss Paula today.



December 14th
ALAS THE TREASURE HAS BEEN FOUND

We have found the treasure !!!! Gold coins, jewels and other treasures and everyone gets a share of the treasure today. We will have gold coins for snack . Be sure to get your share of the pirate loot before you leave today.

December 21st
**NO PLAYGROUP
CLOSED FOR HOLIDAY BREAK**

December 28th
**NO PLAYGROUP
CLOSED FOR HOLIDAY BREAK**

January 4th
NO PLAYGROUP

January 11th
NO PLAYGROUP

**OUR NEXT PLAYGROUP WILL BE ON
FRIDAY, JANUARY 25TH.**

Weekly Programs

Creative Canton

330-353-9030

(registration & fee)

Music class

Every other Wednesday

10:30 AM-11:15AM

North Canton YMCA Gymnastics

330-498-4082

Just Beginning

Must be registered (FEE)

Monday & Thursday

Gym Buddies

Must be registered (FEE)

Tuesday & Thursday

Massillon YMCA SWIMMING

330-837-5116

Adaptive Swim Lessons

Must be registered (FEE)

Monday evenings and Saturday mornings

LIBRARY PROGRAMS

These are FREE programs.

Perry Branch Library

Baby Storytime

10-10:30AM

Monday & Wednesday

Toddler Storytime

11-11:30AM

Monday & Wednesday

Louisville Public Library

Tiny Tots

10:30-11 AM

Tuesday

10:30-11 AM

Wednesday

10:30-11 AM

Thursday

10:30-11 AM

Thursday

Lake Library

Baby Storytime

11AM-12PM

Tuesday

Toddler Storytime

10-10:30AM

Wednesday

Always call to be sure programs will be taking place that day before going.

Sun	Mon	Tue	Wed	Thu	Fri	Sat
				1	2 Toddler Playgroup @ Eastgate 10-11:30 AM	3
4	5	6 Mckinley Museum 10AM-12PM Cost: \$7 each Children 3 and under are FREE	7	8	9 Toddler Playgroup @ Eastgate 10-11:30 AM	10
11	12	13	14	15	16 Toddler Playgroup @ Eastgate 10-11:30 AM	17
18	19	20 McDonald's Playland 10:30AM-12PM FREE to play. Cost of lunch if eating there.	21	22	12 NO Playgroup Today HOLIDAY	24
25	26	27	28	29	30 Toddler Playgroup @ Eastgate 10-11:30 AM	

November 2018

Weekly Programs

Creative Canton

330-353-9030
(registration & fee)

Music class

Every other Wednesday
10:30 AM-11:15AM

North Canton YMCA Gymnastics

330-498-4082

Just Beginning

Must be registered (FEE)

Monday & Thursday

Gym Buddies

Must be registered (FEE)

Tuesday & Thursday

Massillon YMCA SWIMMING

330-837-5116

Adaptive Swim Lessons

Must be registered (FEE)

Monday evenings and Saturday mornings

LIBRARY PROGRAMS

These are FREE programs.

Perry Branch Library

Baby Storytime

10-10:30AM

Monday & Wednesday

Toddler Storytime

11-11:30AM

Monday & Wednesday

Louisville Public Library

Tiny Tots

10:30-11 AM

Tuesday

Mini Movers

10:30-11 AM

Wednesday

Mini Movers

10:30-11 AM

Thursday

Lake Library

Baby Storytime

11AM-12PM

Tuesday

Toddler Storytime

10-10:30AM

Wednesday

Sun	Mon	Tue	Wed	Thu	Fri	Sat
						1
2	3	4	5	6	7 Toddler Playgroup @ Eastgate	8
9	10	11 Mommy & Me Morning "Carols & Cookies" 10-11:30AM FREE	12	13	14 Toddler Playgroup @ Eastgate 10-11:30 AM	15
16	17	18	19	20	21 NO Playgroup Today Holiday Break	22
23	24	25	26	27	28 NO Playgroup Today Holiday Break	29
30	31					

December 2018

Always call to be sure programs will be taking place that day before going.

10¢ Throwing away Box Tops is like throwing away dimes! 10¢

Early Intervention earns 10¢ for every Box Top you turn in!

Clip the Box Tops from product packages and attach them to a collection sheet (available at playgroup) or give them to your PSP in a baggie or envelope. Your child's name will be entered into the monthly Early Intervention drawing for a chance to win a prize. If your child is not present at the time of the drawing, your PSP will choose an appropriate prize and bring it to your next visit.

You can find Box Tops on hundreds of participating products. See a complete list at: <https://www.boxtops4education.com/earn/participating-products>



McKinley Museum

Tuesday, November 6th
10AM-12PM


Family name _____

_____ # of children 3-12 @ \$7 each

_____ # of adults @ \$7 each

_____ # of children 3 and under FREE

Total amount paid _____



RSVP and \$ due by November 5th

McDonald's Playland

Tuesday, November 20th
10:30AM-12PM

FREE

_____ # of children

_____ # of adults



RSVP by November 19th

Mommy and Me Cookies and Carols



Tuesday, December 11th
10 - 11:30 AM

FREE

_____ # of children

_____ # of adults

RSVP by December 10th

