



Stark County Board of DD Early Intervention Newsletter

February 2019

OLAF'S FROZEN ADVENTURE



Drive In Movie

142 Arlington Ave NW
Canton, OH 44708

Tuesday, February 12th
10AM-11:30AM



Come and make your own car from a cardboard box for our drive-in movie then sit back in your car with some popcorn and enjoy watching *Olaf's Frozen Adventure*.

RSVP by 2/9/2018 so we have enough supplies for everyone.



SKY ZONE TRAMPOLINE PARK

TODDLER TIME

4831 Whipple Ave
Canton OH 44718

Tuesday, February 26th
9:30am-11am **COST \$10 per jumper**



Cabin fever? Join us for some jumping and bouncing fun during Toddler Time at Sky Zone. All toddlers must wear SkySocks (included in price) and have a liability waiver signed by parent or legal guardian. (can be done online or at Sky Zone). Pay upon arrival.

PUMP IT UP

1135 W Maple St,
Hartsville, OH 44632
(330) 877-7867

Tuesday, March 12th
10-11:30AM

\$10 per child Adults are FREE!



Spend time with your family, meet other families and make new friends in a safe, clean, climate controlled environment. Open Jumps are open play time where your child can have the time of their life bouncing in the inflatables. It's not only fun for the kids, but provides a healthy workout that burns off excess energy and helps keep them fit. It's fun for kids of all ages.

*All Open Jump sessions are first come first served. Pay upon arrival!

It's that time of year again!

Here's what you need to know to stay up to date when weather conditions are questionable.

Calamity Day Procedures for Early Intervention

Watch/listen for Stark County Board of Developmental Disabilities

If we are operating on a 2 hour delay-

EI services scheduled AFTER 10 AM will continue; those scheduled before 10 AM will not be delivered; **Playgroup will be canceled.**

Code One or Two- Early Intervention Services will not be delivered; **No playgroup.**

*To see if we are under one of the above check our website

www.starkdd.org/alertsandclosings,

WHBC 1480-AM radio, or WEWS-5 television for up to date information on closings or delays.



SOON WE WILL BE CHANGING HOW WE DELIVER THE MONTHLY NEWSLETTER ...

Due to rising costs we will no longer be mailing the monthly newsletters each month.

Our new method of delivery will be by email only.

To receive the newsletter at the beginning of each month please contact Paula or Chris (contact info. below) to give them your email address or provide the early intervention therapist who works with your family with this information. If you do not have an email it will be brought to you on the next visit to your home which may not be as timely.

If you are already receiving the newsletter by email you do not need to do anything.

CONTACTS:

Chris Ehmer
330-479-3508 (work);
330-704-2400 (cell); or
ehmerc@starkdd.org

Paula Moore
330-479-3710 (work);
330-354-7919 (cell); or
moorep@starkdd.org

Community events are not sponsored by Stark County Board of DD. They are scheduled for the sole purpose of introducing families to events/activities available in our area/community.


All Field trips, activities, and playgroups are open to the public. Parents are responsible for the safety and well-being of their children during any events you attend.

Family Fun in February!

Finger Fun w/ Candy Hearts Promotes Fine Motor Skills

Here are a few fun fine motor activities using candy hearts to encourage your child to use their pincer grip.

- **Sorting/Matching activities:**



Start by drawing hearts to match the candy hearts on a piece of paper.

*For young children-

Start with 2 colors and help them to sort/match the two colors.

*For older children-

You can use 3 or more colors depending on their ability and encourage them to sort/match the candy hearts onto the correct heart(s).

- **Stacking:**



Challenge your child to see who can stack their hearts the highest before they tumble back down.

- **Transferring:**

Who can move all of their candy hearts into the container the fastest? Challenge your child and see!



Squishy Heart Sensory Activity

Gather the following materials:

Quart-sized baggie

Clear-colored hair gel

Liquid watercolors or food coloring

Optional...colored googly eyes, foam hearts, beads, glitter, red permanent marker to draw a heart on the baggie...



Here is a fun sensory activity for Valentine's Day to do with your child! Start by holding a Ziploc bag open and allowing your child to squirt clear hair gel into it. (For best results, use just a little gel, less than 1/8 of the bottle.) Encourage your child to add glitter, food coloring or paint, and trinkets (ie. googly eyes, foam hearts or whatever you choose) to the Ziploc bag. Close the bag. Then, to prevent little hands from opening the bag and making a *BIG* mess, seal the top of it with some pretty duct tape. Watch your child delight in squishing, squeezing and pushing the gel around with their fingers. You can also draw a red heart with a marker and encourage your child to get all of the gel inside the heart.



Valentine's Day Message in a Bottle

What you will need:

Recycled plastic or glass bottles

(Clean, dry, and label free)

Valentine's Day stickers

Paper

Yarn

Crayons



Here's a cute way to leave love notes for each other. Gather all of the supplies together then give your child a clean bottle and some stickers to decorate it with. When they have finished decorating the bottle give them a small piece of paper to write a message or draw a picture for a loved one. Once through writing their messages help them to roll the paper and tie yarn around it. Stick the note in the bottle to give to someone they love! These messages in a bottle are a fun way to leave loved ones special messages. Just leave the bottle where a loved one will find it and maybe they will send a message in return. Your child can even leave a piece of candy in the bottle too!

Pepperoni Pizza Twists

Ingredients:

1 Package crescents (8 count)

1 Cup shredded mozzarella and Parmesan cheese blend

2 Tablespoons melted butter or garlic butter

12 pepperonis



Preheat your oven to 350 degrees and line a baking sheet with parchment paper. Press two crescent triangles together to make a rectangle. Brush your rectangle crescents with butter. Sprinkle 2 Tablespoons of cheese in the center then place 3 pepperonis on top of the cheese. Next, fold each side over to the middle and press the edges together. Twist your breadsticks and place onto your parchment paper. Brush with butter or garlic butter. Bake for 18-20 minutes. Serve with a side of marinara sauce for dipping and enjoy!

February is Children's Dental Health Month!



You might wonder... when should I start cleaning my baby's teeth?

According to the American Dental Association this should begin within the first few days after birth. For infants wipe the gums with a clean gauze pad. Once teeth start to come in, brush them gently with a child size toothbrush and a small amount of baby toothpaste two times a day. Did you know babies can get cavities? Tooth decay in infants and toddlers is called baby bottle tooth decay or early childhood caries and there are many factors which can cause tooth decay.

Here are some tips to prevent baby bottle tooth decay...

- * Place only formula, milk or breast milk in bottles.
- * Do not fill the bottle with sugar water, juice or soft drinks.
- * Do not put child to bed with a bottle.
- * If your child uses a pacifier, provide one that is clean—don't dip it in sugar or honey.
- * Encourage your child to drink from a cup by his/her first birthday.
- * Encourage healthy eating habits.
- * Try not to share saliva with your baby through use of feeding spoons or licking pacifiers.
- * Visit the dentist by age 2 or sooner.

Here is a fun activity to do with your toddler...



Make pretend teeth using common household items. If you have a Styrofoam egg carton or empty water bottle you can turn them into pretend teeth your toddler can practice brushing. If you use an egg carton cut off 1-2 pieces and turn them over and you have teeth! If you are using a water bottle cut the bottom of the bottle off (tape the cut area to prevent sharp edges) flip it over and now you have a tooth!

Give your child a tooth brush with some toothpaste or make a paste with baking soda and show them how to brush the tooth. To add to the fun you can use a dry erase marker to make marks on the tooth for your child to brush off.



February Songs and Fingerplays...

The Love Bug

It begins with a grin
(smile broadly)

It turns to giggle
(put both hands on mouth and giggle)



You start to laugh
(throw head back and laugh out loud)

Your legs start to wiggle
(put feet in the air and shake)

You look all around for someone to hug
(move eyes back and forth)

What can you do
(shrug shoulders)

You've caught the love bug
(hug your child)
ACHOOO!



Do you know my Valentine?

Sung to: "The Muffin Man"

Do you know my Valentine,
My valentine, my valentine?

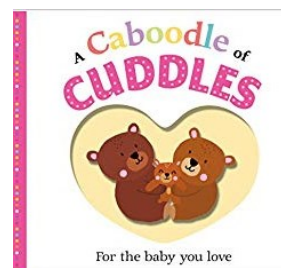

Do you know my Valentine?

Her name is _____.



February Book Picks...

Find out who's sending Sheep presents in this cute baby book with flaps to lift and pop-ups to enjoy. Toddlers will have fun turning the pages, lifting the flaps to play peekaboo and guessing who's sending the surprises.



A love-themed book with animal babies on one page that fit into their families on the other. Share tactile and visual experiences with your child and there is a caboodle of cuddling creatures at the end.

Toddler Playgroups!

Join us on Friday mornings from 10-11:30AM at Eastgate Early Childhood and Family Center to explore and play. In February we will enjoy a "Winter Fantasy Land" theme. In March, we will continue the fantasy theme with "Trolls and Unicorns". Playgroups are intended for children birth to age 5 years old. Come explore our themes with us. There will be many activities that will tempt you and your child to discover and play together. You are welcome to bring family and friends along to join you! Here is a sneak peek at the February and March activities...

February



"WINTER FANTASY LAND"

February 1st **MIRROR, MIRROR**

Mirror, Mirror on the wall who is the fairest of them all? Today you can make your own special mirror to tell you that you are the fairest one of all! There will be Frozen playdoh and the princess sensory bin is fun too!

February 8th **KNIGHTS AND MAGIC WANDS**

Pretend to be a knight or princess today at the castle. You can make a knight's shield and/or a magic wand then make your own castle out of graham crackers for snack.




February 15th **NO PLAYGROUP**

February 22nd **FIRE BREATHING DRAGONS**

Fire breathing dragons are surrounding our castle. Can we put out their fires with snowballs and save the princess? Or you can make your own dragon that breathes fire and join the other dragons around the castle.



March



"TROLLS & UNICORNS"

March 3rd **SING, DANCE AND STRIKE A POSE**

Be sure to make a Troll mask with Miss Paula so you can sing, dance and strike a pose while playing in the Land of Trolls.

Enjoy playing with Fairy Dough and check out the cool sensory table for a great time.



March 8th **TROLL HAIR, DON'T CARE!**

Bad hair day? No worries, we can help you change your bad hair day into a good hair day with colorful Troll hair! Choose a color to make your own beautiful troll hair. Then make a Troll hug bracelet and give out Troll hugs in the Land of Trolls.

March 15th **NO PLAYGROUP** **PROFESSIONAL DEVELOPMENT DAY**



March 22nd **MAGICAL RAINBOW UNICORNS**

You and your child will love playing together in the colorful unicorn kinetic sand today. You can enjoy watercolor painting unicorns and make a unicorn mask and be a unicorn. Before you leave be sure to enjoy rainbow unicorn dip for snack today.

March 29th **NO PLAYGROUP** **SPRING BREAK**

February 2019

Sun	Mon	Tue	Wed	Thu	Fri	Sat
					1 Toddler Playgroup @ Eastgate 10-11:30 AM	2
3	4	5	6	7	8 Toddler Playgroup @ Eastgate 10-11:30 AM	9
10	11	12 Drive-In Movie "Olaf's Frozen Adventure" 10-11:30 FREE	13	14 	15 NO Playgroup Today	16
17	18 President's Day Program Closed	19	20	21	22 Toddler Playgroup @ Eastgate 10-11:30 AM	23
24	25	26 Sky Zone 9:30-11 AM \$10 per jumper	27	28		

March 2019

March is DD Awareness Month

Sun	Mon	Tue	Wed	Thu	Fri	Sat
					1 Toddler Playgroup @ Eastgate 10-11:30 AM	2
3	4	5	6	7	8 Toddler Playgroup @ Eastgate 10-11:30 AM	9
10	11	12 Pump it Up 10-11:30 \$10 per child	13	14	15 NO Playgroup In-service Today	16
17 	18	19	20	21	22 Toddler Playgroup @ Eastgate 10-11:30 AM	23
24	25	26	27	28	29 Toddler Playgroup @ Eastgate 10-11:30 AM	30
31						