



Stark County Board of DD Early Intervention Newsletter

February 2020

MEGA MESSY PLAY!!

Sippo Lake Park- Exploration Gateway

5712 12th St. NW
Canton, OH 44708

Tuesday February 11th
9:30am-11:30am

This program is free.

Ages 1 to 5.

Play, create, investigate and explore! We invite you and your little ones to meet us at this mega messy sensory play drop-in program.



Get down and dirty! Expect your kid(s) WILL get messy and/or wet! Dress appropriately for messy play and you might want to bring a change of clothes just in case. This program is very popular with moms and dads since the mess is left there and the clean up is passed on to someone else.

Community events are not sponsored by Stark County Board of DD. They are scheduled for the sole purpose of introducing families to events/activities available in our area/community. All Field trips, activities, and playgroups are open to the public. Parents are responsible for the safety and well-being of their children during any events you attend.

You can contact Chris or Paula with questions by sending a message through the REMIND APP if you have joined.

To join... text @cehmerm to 81010;

or go to: remind.com/join/cehmerm

You can also contact us through the contact information below:

Chris Ehmer

330-479-3508 (work);
ehmerc@starkdd.org

Paula Moore

330-479-3710 (work);
moorep@starkdd.org

PUMP IT UP

1135 W Maple St,
Hartville, OH 44632
(330) 877-7867



Tuesday, March 10th

10-11:30AM

\$10 per child Adults are FREE!

Spend time with your family, meet other families and make new friends in a safe, clean, climate controlled environment. Open Jumps are open play time where your child can have the time of their life bouncing in the inflatables. It's not only fun for the kids, but provides a healthy workout that burns off excess energy and helps keep them fit. It's fun for kids of all ages.

Pay upon arrival!

*All Open Jump sessions are first come first served.

Happy Valentine's Day



It's that time of year again!

Here's what you need to know to stay up to date when weather conditions are questionable.

Calamity Day Procedures for Early Intervention

If we are operating on a 2 hour delay-

EI services scheduled AFTER 10 AM will continue; those scheduled before 10 AM will not be delivered.


Code One or Two-

Early Intervention Services will not be delivered.

Playgroups or outings:

Will be cancelled if any of the above occur!

*To see if we are under one of the above **watch for a REMIND message** or check our website www.starkdd.org/alertsandclosings, WHBC 1480-AM radio, or WEWS-5 television for up to date information on closings or delays. Closings will be listed as Stark County Board of Developmental Disabilities.



February Family Fun

Valentine Soap Foam

Here's What You'll Need:

Dish soap
Water
Liquid Watercolors (or food coloring)
Blender or hand mixer
Cornstarch (optional to help the bubbles last longer)

In a blender or mixing bowl, add 2 tablespoons of dish soap to 1/4 cup of water. Add in washable liquid watercolors, if you don't have liquid watercolors, you can use food coloring, but be careful about it staining. Blend the mixture to create a pink soap foam that fills the blender. Scoop the soap foam out of the blender and transfer it to a large container. You can make as much as you desire. You can hide small objects (animals, toys, etc.) in the foam for your child to find or just let them explore the foam.



Valentine Yogurt Parfait

This strawberry yogurt parfait is a yummy snack and a perfect Valentine's Day treat!

Ingredients:

2 cups strawberry yogurt
1 cup crushed graham cracker crumbs
1 cup quartered strawberries
A few shakes of pink, red, and white sprinkles



Grab two serving dishes or cups, and put 1/3 cup of your yogurt in the bottom. Top that with a layer of graham cracker crumbs then a layer of strawberries. Repeat. Cut a heart out of a few strawberries and place on top. Add some sprinkles and serve.

Optional: you could use teddy grahams, granola or any crunchy cereal instead of crushed graham crackers. You could also top with heart shaped fruit bites or candy hearts for an extra special treat.

Puffy Paint Heart Valentines

Homemade puffy paint is easy to make, and is a fun art process for kids and a cool science experiment too. You just need a microwave and a few kitchen ingredients to make it.

Here's What You'll Need:

1 tbsp. self-rising flour
Food coloring in the colors of your choice
1 tbsp. salt
Little bit of water (start with 1/4 tsp per color)
Cardstock or thin cardboard
Heart shaped cookie cutters
Paint brushes or Qtips




To make the paint: Combine flour and salt in a small bowl. Add a little bit of water and stir until you get a smooth thin paste. Add food coloring and mix well.

If you want to make Puffy Heart Valentines place cookie cutters on the paper and allow your child to fill it with paint (remove the cookie cutter(s) before microwaving). You can also let them dip cookie cutters into the paint and onto the paper. When your child is happy with their work it is time for some science magic! Put it into the microwave for 30 seconds and watch your painting puff up! Your artwork will be warm when you remove it from the microwave, but it will be completely set.

FEBRUARY

An adorable Valentine's Day twist on the popular nursery rhyme "The Itsy Bitsy Spider!"

*The itsy bitsy sweetheart was loveable and kind,
Drawing new cards for his friends and Valentines!
Out came the markers, paints, and sticky glue,
The itsy bitsy sweetheart had lots of work to do!*




Babies can explore different textures and expand their senses as they discover this padded board book's tactile elements. They can touch soft bunnies, fuzzy teddy bears, sparkly hearts, and more, and feel all the love you have for them. *Baby Touch and Feel: I Love You* promotes sensory development and early language skills, and is the perfect size for small hands to hold.



If you are looking for an interactive I Spy book for kids ages 2-5 then this fun activity book is perfect for you. This one has the Valentine's Day theme and is full of love! With over 100 graphics in this Valentines Day activity book for toddlers you will be sure to keep your little learner engaged.



Find out who's sending Sheep presents in this cute baby book with flaps to lift and pop-ups to enjoy. With the help of parents and caregivers, toddlers will have fun turning the pages, lifting the flaps to play peekaboo, and guessing who's sending the surprises.



BOOKS

Valentine, Valentine (a silly chant)

Valentine, Valentine
Gushy, Gushy Gooooooooooooo
Valentine, Valentine
Always saying I love y...o...u!

Please Be Mine

(sung to: Row, Row, Row Your Boat)

Please, please, please be mine,
Please be mine I say.
Won't you be my Valentine
On Valentine's Day?



February Songs and Fingerplays

Sending Valentines

When you send a valentine,
That's the time for fun.
Push it underneath the door.
Ring the bell and run, run run!
Ring the bell and run!


Valentines

Valentines, valentines
(Flash Fingers)
Red, white, and blue.
I have made special ones
For you, and you, and you!



VALENTINE FINGER COUNTING PLAY

Let's count valentines
one, two, three.
Let's count valentines
all for me!
Let's count valentines
four, five, six
Let's count valentines
match and mix
Let's count valentines
seven, eight, nine
Let's count valentines--
I'm glad you're mine.



Toddler Playgroups!

Join us on Friday mornings from 10-11:30AM at Eastgate Early Childhood and Family Center to explore, play and meet other families. "Welcome to the Arctic" is the theme in February! In March we will "Strike Up the Band". Playgroups are intended for children birth to age 5 years old. There are always lots of fun activities you and your child can discover and enjoy together. You are always welcome to bring family and friends along to join you! Here is a sneak peek at the winter activities...

FEBRUARY

"WELCOME TO THE ARCTIC"



February 7th

L. O.V. E.

We love the snow! Come play in the snow with the Arctic animals then warm-up at our pretend hot chocolate stand. Make special Valentine's for someone you love today.

February 14th

**NO PLAYGROUP
TODAY**



February 21st

SNOW OWLS

Snow owls are arctic animals covered in brilliant white feathers, which helps them blend into their arctic surroundings. Can you find our Arctic owl? You can make a textured snow owl of your own today.

February 28th

WHERE'S THE FOX?

Fox are nocturnal animals so you won't find one at playgroup today but, you can make one.

Did you know the fox has a powerful sense of smell? This is how they find food sources in the winter time. Fox are canines but they don't bark they communicate with their posture, yelps and what sounds like human screams.



MARCH

"STRIKE UP THE BAND"



March 6th

ORCHESTRA CONDUCTOR

Direct an imaginary orchestra! Use the conductor baton to encourage other children to play music fast, quietly, loudly... Make your own tambourine to play along.



March 13th

SHAKE YOUR SILLIES OUT

Kid's have Cabin fever? Join us today to shake their sillies out!!! Music has a power that goes beyond words. Enjoy the pleasure of sharing music and shake those sillies out. Make your own maraca and shake away!

March 20th

INSTRUMENT HUNT & SEEK


Enjoy hunting the rooms and halls for hidden instruments. Can you find them all?



March 27th

**NO PLAYGROUP
HOLIDAY BREAK**

February 2020

Sun	Mon	Tue	Wed	Thu	Fri	Sat
						1
2	3	4	5	6	7 Toddler Playgroup @ Eastgate 10-11:30 AM	8
9	10	11 Mega Messy Play 9:30-11:30AM FREE	12	13	14 NO Toddler Playgroup Valentine's Day	15
16 	17	18	19	20	21 Toddler Playgroup @ Eastgate 10-11:30 AM	22
23	24	25	26	27	28 Toddler Playgroup @ Eastgate 10-11:30 AM	29

March 2020

Sun	Mon	Tue	Wed	Thu	Fri	Sat
1	2	3	4	5	6 Toddler Playgroup @ Eastgate 10-11:30 AM	7
8	9	10 Pump it Up 10-11:30AM	11	12	13 Toddler Playgroup @ Eastgate 10-11:30 AM	14
15	16	17	18	19	20 Toddler Playgroup @ Eastgate 10-11:30 AM	21
22	23	24	25	26	27 NO Toddler Playgroup	28
29	30	31				



BUZZ



The latest news & information from Box Tops for Education

FEBRUARY 2020

STARK COUNTY EARLY INTERVENTION & EASTGATE EARLY CHILDHOOD AND FAMILY CENTER

If your package has a traditional Box Tops clip, cut it off and attach it below. Each clip is worth 10¢ for our school. Please be sure each clip has a valid expiration date.

SEND IN YOUR BOX TOPS CLIPS NOW!

Send any traditional Box Tops clips to school by

April 24th

so they can be included in your school's spring check.



CLIPPING TIPS:

- Make sure your clips aren't expired.
- Remember, you can "double dip" during this packaging transition by clipping traditional Box Tops AND scanning your receipt!
- Send your clips to school on the attached collection sheet or in bundles of 50.

I ♥ MY SCHOOL® SWEEPSTAKES

5 schools will each win 5,000 Bonus Box Tops
ENTER FOR A CHANCE TO WIN AT BTFE.COM/LOVE

NO PURCHASE NECESSARY. VOID WHERE PROHIBITED. Sweepstakes begins on 02/03/20 at 12:00 am CST and ends 03/02/20 at 11:59 pm CST. Open only to legal residents of the US who are 18 years or older and who are members of the BTFE program at time of entry. To join, download the Box Tops App and support an eligible, enrolled school. To enter, scan a receipt within the App containing at least one eligible Box Tops product within 14 days of purchase by 3/02/20 at 11:59 pm. Standard date rules may apply. For official rules and alternate method of entry, visit www.btf.com/learn/sweepstakes/2020/i-love-my-school/official-rules. Sponsor: General Mills Sales, Inc. One General Mills Boulevard, Minneapolis, MN 55440.

