



# Stark County Board of DD Early Intervention Newsletter

September 2020

Virtual Playgroups have moved to  
Tuesdays @10AM

## September Virtual Playgroups

Each week be sure to watch for an email a few days prior to playgroup. It will contain the materials to have on hand to play along with us as well as a list of skills we will be encouraging through play.



### September 1st @ 10 AM Storytime with Chris & Paula

*"If You Give a Mouse a Cookie"*

- Use the story retelling cards in this newsletter to tell the story.
- What is your favorite cookie? (Graph)
- Can you guess what the mouse will ask for next? Would you give a mouse a cookie?

### September 8th @ 10 AM Sensory Play

- Make Edible Cookie Dough Playdough
- Items needed: container of cornstarch & vanilla icing, chocolate chips, round cookie cutter or cup, rolling pin.

### September 15th @ 10 AM Craft time with Miss Paula

- Create a cookie the mouse in the story would eat.
- Add simple embellishments to promote open-ended art play (yarn, sprinkles, paper scraps, buttons, pom poms, etc).


### September 22nd @ 10 AM Kid's in the Kitchen

- Make a YUMMY and healthy mouse snack to eat!
- Items needed: bread, peanut butter or Nutella, 2 round crackers, raisins.



## October Virtual Playgroups

*"There was an Old Lady  
Who Swallowed a Bat"*



- October 6th- Storytime with Chris & Paula  
Make your own Old Lady story box.  
Directions and printout in October newsletter.
- October 13th—Sensory Play with Miss Chris  
Slime and fall sensory bin
- October 20th- Craft time with Miss Paula  
A ghostly fun craft to decorate for Halloween.
- October 27th- Kid's in the Kitchen  
Make and enjoy a spider snack

You can contact Chris or Paula with questions by sending a message through the REMIND APP To join...  
text @cehmerm to 81010;  
or go to: [remind.com/join/cehmerm](https://remind.com/join/cehmerm)

You can also contact us through the contact information below:

Chris Ehmer  
330-479-3508 (work);  
[ehmerc@starkdd.org](mailto:ehmerc@starkdd.org)

Paula Moore  
330-479-3710 (work);  
[moorep@starkdd.org](mailto:moorep@starkdd.org)

During the COVID 19 quarantine we are working remotely from home to reach us by phone-leave a message which will forward to our emails where we can listen to it and respond to you.

## September 29th @10 AM Music & Movement

- Get up and moving with us!
- I'm a Mouse by Skoolbo
- What do mice do? Squeak, scurry, etc.
- Hickory Dickory Dock can you climb up the clock?



# September Family Activities



It's that time of year again! Soon we will begin to see signs of the season changing as the nights get cooler and the leaves begin to change and fall to the ground. It's a great time to take a family trip to an apple orchard to


see how apples are grown and harvested. While you are there pick some apples to take home.

There are lots of things to make with apples...pies, apple crisp, applesauce, etc. Try the crockpot applesauce recipe on this page.

Another place you can explore apples is at the grocery store. When you are at the grocery store look at the different types of apples. Talk about the different colors and names of the apples. Maybe you could buy a few different types to taste and see. Have an apple taste test with your family. Make a simple graph using pictures of who is tasting. Share everyone's favorites. Which apple is the favorite? Least favorite? Count how many like each kind.

		
Mom Susie	Drew	Dad Bobby Grandma

Cut some apples open and encourage your child to look at the seeds and skin of the different apples. What happens when you cut the apple horizontally, can you see the star shape?



## Apple Stamping

Supplies:  
Apples  
Paint  
Paper



### Directions:

Cut apples in half both horizontally and vertically. Put some paint on a tray; if you don't have paint be creative, use ketchup, red jam, mustard, etc.

Have kids dip the cut side of an apple into the paint and press it onto the paper to make the prints.

\* Creating these on canvas bags or sweat shirts would be make nice gifts too! Make sure to use fabric paint for bags and sweatshirts and place a piece of paper inside to keep the paint from bleeding through when you are painting them.

## Crock Pot Applesauce

Here is quick and easy applesauce recipe that you can make with your children that will have your house smelling like you have been baking all day with only about 15 minutes of prep time.

### Ingredients:


8 apples peeled and sliced  
2 tsp. ground cinnamon  
1/8 cup brown sugar (or more to taste)  
Juice of 1/2 a lemon (or 1 TBS lemon juice)

### Instructions:

Peel and cut apples into slices or chunks (remove seeds) and place apples into crock pot. Spread sugar, cinnamon and lemon juice on top then cover and cook on high for 4-6 hours or until apples are cooked down enough to mash. Use a berry smasher, pastry cutter, or blender to smash apples to desired consistency. You can even leave it a little chunkier if you like. Taste the applesauce, depending on how sweet you like it, you may want to stir in more sugar. Allow it to cool and enjoy!

Applesauce can be stored in the refrigerator for up to a week or in freezer safe bags in the freezer for later use (just thaw and serve).


# SEPTEMBER BOOK PICKS




"If you give a mouse a cookie, he's going to ask for a glass of milk. When you give him the milk, he'll probably ask you for a straw. . . ". So begins this delightful story about an energetic mouse and an accommodating little boy.

Click this link or type it into your browser to hear this book read to you... <https://www.youtube.com/watch?v=QCDPkGjMBro>

Don't let the apples drop! Three animal friends practice balancing apples on their heads in this hilarious introduction to counting. Count your way through this silly stacking adventure with Dr. Seuss!



Click this link or type it into your browser to hear this book read to you... <https://www.youtube.com/watch?v=OB-5s02AsUU>



A little mouse is ecstatic to discover a big red apple. As he rolls it home, he encounters many obstacles along the way. Other animals help, but the little mouse is so intent on keeping the apple for himself that he doesn't offer to share it.


Click this link or type it into your browser to hear this book read to you... <https://www.youtube.com/watch?>

Use the YouTube links below each book to listen to the stories with your child.



## Apple Tree

Way up high in the apple tree  
(stretch arm up high)  
Two red apples smiled at me  
(hold up 2 fingers)  
I shook that tree as hard as I could  
(make a shaking motion)  
Down came the apples,  
(make a downward motion)  
Mmmm--were they good!  
(smile and rub stomach)



## Where Are the Baby Mice?

Where are the baby mice?  
Squeak, squeak, squeak.  
(Hands behind back)  
I cannot see them. Peek, peek, peek.  
(Hold hand above eyes looking)  
Here they come from the hole in the wall.  
(Bring out one hand held in a fist)  
One, two, three, four, five- that's all.  
(Hold up fingers one at a time.)



## September Songs and Fingerplays

### Hickory Dickory Dock

Hickory, dickory dock,  
The mouse ran up the clock.  
The clock struck one,  
The mouse ran down.  
Hickory, dickory dock.





# If You Give A Mouse A Cookie Story Retelling Cards-

Join us for story-time 9/1/10 @ 10AM

