




Stark County Board of DD Early Intervention Newsletter

April 2021

Virtual Playgroup

Hop on into spring this month every
Tuesday @ 10AM for bunny activities!



April 6th

Story-time with Chris & Paula

Guess How Much I Love You

Join us for story-time to see how Little
Nutbrown Hare and Big Nutbrown Hare describe their
love for each other. As you will discover in this cute story,
love is not an easy thing to measure!!!
After the story we will enjoy an egg
matching activity together.

April 13th

Kids in the Kitchen

Bunny Bait Trail Mix



Can we catch a bunny with this bunny bait snack?

I don't know about a bunny, but I bet we
will catch some kids with this yummy, bunny bait snack.
Recipe is on the next page but feel free to change the
ingredients to items your child will eat and that you have
on hand at home.

April 20th

Sensory Play with Miss Chris

Cottontails & Eggs



What can we do with a container full of
cottontails (cotton balls) and plastic eggs? A lot!
We can hide eggs in the cottontails or cottontails in-
side the eggs. We can practice fine motor skills by pick-
ing up and transferring eggs and cotton balls. Cotton
balls feel soft and fluffy and you can change their
shape when you squish or stretch them. Can you flat-
ten them? Stack them? Fill the eggs with them?

April 27th

Art with Miss Paula

Textured Bunnies

Today for creative art time we will be making bunnies!
This time you get to choose the texture you want to
use to make your bunny. There is a bunny pattern at
the end of the newsletter if you wish to use it and you
will need some glue too. We can't wait to see what you
choose to use. Everyone's bunny will be different!



Spring has Finally Sprung!!

The weather is getting nicer and it's time to get outside
and play. One of the best things about the weather get-
ting warmer is not having to spend so much time bundling
everyone up before going outside. What better way to kick
off spring than to shed your jackets and enjoy time out-
doors together.



Take a hike together- Ohio has a lot of
great trails to hike and bike. Close to home
you can try out the Towpath Trail or Stark
Parks trails.



If you want to travel farther than Stark
County, try the Cuyahoga Valley National
Park or Hocking Hills State Park. The scen-
ery is breathtaking and you can spend the
entire day exploring. Bring a picnic lunch,
water bottle and enjoy the day together.

Don't forget about all of the great
playgrounds in the area too. Each one
has something different to play on and
explore. Some of my favorites are the
"Nature Playgrounds" at Beech Creek
and the Wilderness Center.



April Family Fun!!

Bunny Bait Trail Mix

Ingredients:

2 cups corn or rice Chex or other crispy rice cereal
1 cup miniature pretzel twists or pretzel sticks
2 cups Captain Crunch cereal without berries
2 cups Cheerios or other toasted oat cereal
1 cup Easter M&M's or other candy-coated chocolate
16 ounces white melting chocolate
(you can substitute baking chips with a little shortening to thin it out too)



A perfect snack for springtime! It is filled with cereal, pretzels, M&M's and/or other Easter treats then coated in melted white chocolate and the best part is, there is no baking required! Use the ingredients listed in the recipe or choose your own ingredients to make it. First, combine all your dry ingredients in a large bowl. A BIG bowl will make it easier to get everything mixed and get an even coating of chocolate on it. Next, melt your chocolate in the microwave (you can use any color of chocolate or chocolate melts) and *immediately* drizzle it over the mix and stir to coat it well. Spread the "Bunny Bait" onto a baking sheet and let it stand at room temperature to harden then break it apart and enjoy!

Cottontails & Eggs Sensory Play

Here is a quick and easy sensory bin to put together for your child to explore. This sensory bin promotes language skills, fine motor play, matching colors, one to one correspondence and counting.

You will need:

- * a container
- * cotton balls
- * plastic eggs
- * egg carton or ice cube tray
- * tweezers, scoops, clothespins, or tongs



To set up:

Dump the cotton balls into the container and add the other tools (eggs, tongs, etc). Give the bin to your child and let them explore.

Here are some ideas for play: open and close the plastic eggs, mix and match the eggs, put bunny tails inside the eggs, put bunny tails into the ice cube trays one by one. Use the scoops, tongs, and/or clothespins to pick up the cotton tails and move them. This is a fun, open-ended, and inviting way to get your little ones playing and learning!

Textured Bunny Art

Here is a fun process art activity to do with your child. You can find a bunny template to use at the end of the newsletter if you choose, or just give your child a piece of paper, materials to choose from and allow them to explore and create.

Process art allows children to explore and experiment with different art mediums and techniques while making choices about what materials to use. It has many learning benefits and encourages creativity. By using words to describe the textures...wet, fluffy, sticky, soft, crinkly, bumpy, etc. your child is building language skills.

Gather several different textures for your child to choose from to create their textured art project. Some ideas for textures to use are: cotton balls, craft fur, crumpled paper, tissue paper, yarn scraps, Easter grass, popcorn, marshmallows, pom poms, shaving cream/glue mix, etc. You will need glue to attach most of these items.

Talk to your child about how they chose their textures. Don't forget to display their work. Children love to see their artwork displayed where everyone can see it.



Spring Investigation and Discovery

Plastic Egg Discovery

Infants and toddlers are all about investigating and discovering and they love to explore different textures and materials! Discovery baskets are great for this because there is no purpose other than to explore it. Children can discover new abilities, be creative, use their imaginations, and play independently.



Place plastic eggs in a container and give them to your child. Here are some things your toddler might try to do with them: open/close the eggs, line them up, stack them, roll them, or place them in/out of containers or egg cartons. Older children may count or sort by color or size.

Add other materials and you have a new way to play. Materials such as bells, buttons, rice, googly eyes, pom poms, etc. then add spoons or scoops. Your child might fill or scoop the materials with the plastic eggs or spoons, hide items under the eggs, or they might stir the items up with the spoons (something they have watched you do while cooking).

Fill the eggs with some of the above materials and shake them to explore the different sounds they make.

Add water! Try putting the eggs in the bathtub with your child or in a container filled with water. Give them something to scoop the eggs out with like a net, large spoon, bucket, etc. This is a great gross motor activity!

You could also play simple games of hide and seek with the eggs by hiding the eggs around the house for them to find. Don't forget to let them hide them for you to find too.

Playing in the Rain

April showers bring May flowers they say! Do your kids really need to go outside and burn off some extra energy but it is raining again? If it is just a light rain and there's no thunder, lightning or storms headed your way. Put on your raincoats and...

GO OUTSIDE TO PLAY IN THE RAIN!!!!



Here are some ideas of things you can do in the rain...

- Dance
- Jump
- Stomp
- Spin
- Ride your bike
- Blow bubbles
- Write on the sidewalk with chalk
- Catch raindrops on your tongue
- Bring out buckets to catch the rain
- Find worms and bugs
- Look for toads and frogs
- Play

All of these NORMAL activities are new and exciting in the rain!

If it is thunder storming or raining too hard to go outside you can try this inside game of "Don't Step in the Lava". You will need some felt or construction paper in different colors. Scatter these on the floor and turn on some music. Watch your child run, hop, jump, skip, etc. from color to color. For more fun, say a color and have your child find a way to get to that color without stepping in the lava.

Spring Discovery Walk

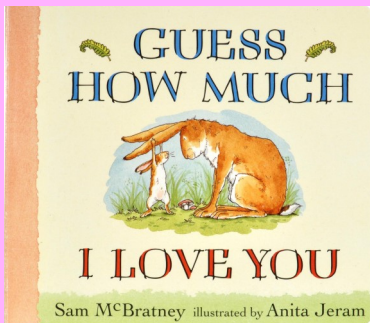
Here is an easy spring activity you can do over and over again. Take a walk and look for signs of spring in the plants, birds, and animals all around you. This can be done in your neighborhood, at the park, anywhere you want including your own backyard.



Talk with your child about what you see, hear, and smell. Touch things with your child to let them feel nature. Look for baby animals, bugs, plants sprouting, etc. and point them out to your little one.




BOOKS TO READ IN APRIL




Sometimes, when you love someone very, very much, you want to find a way of describing how much you treasure them. But, as Little Nutbrown Hare and Big Nutbrown Hare discover, love is not an easy thing to measure!

Poor Dog! Somehow Dog always manages to be underfoot when someone makes a mess. Red jam, blue paint, pink ice cream, orange juice -- the account of Dog's day is splattered on his bright, white coat.



There are a lot of fun things to do on a rainy day. With the rain all around and puddles for splashing, who can resist going outside in the rain to play? Especially if there is a pair of red rubber boots nearby just waiting to be worn.



Spring is Here...Sniff. Sniff. Sniff. Mole can smell it but bear is still asleep. When he can't get Bear out of bed, Mole cooks up a special treat. Spring fever is contagious in this vibrant story of friendship.



READ WITH YOUR CHILD DAILY!

April Songs and Fingerplays

Did you Ever see a Bunny?

Sung to: "Did you ever see a lassie?"

Did you ever see a bunny,
a bunny, a bunny,
Did you ever see a bunny,
that hops -- so slow?
He hops, and hops,
and hops, and hops,
Did you ever see a bunny,
that hops so slow?



Addition Verses:

That hops -- So Fast?, That hops --
Backwards?, That hops on one foot?



Spring Friends

Little white bunny in your hutch
I like you so very much.
With a furry coat and ears that flop,
off you go- hop, hop, hop.

Little yellow duck with feathery back,
I can hear you,
Quack, quack, quack.
Swimming in the pond nearby,
off you fly up to the sky.

Here Comes a Bunny



Here comes a bunny, hippity-hop,
(child squats down and hops)
With ears so funny, floppity-flop.
(put index fingers on side of
head & wiggle them)
When in danger he, sniffity-sniffs,
(wiggle nose)
Then hides in his hole, jiffity-jiff!
(place hands over head to hide)



Rain

Rain on the rooftops,
Rain on the trees,
Rain on the green grass,
But not on me!

Bunny template for textured bunny art

