



Stark County Board of DD Early Intervention Newsletter

April 2022

We are exploring animal movements and sounds @ 10AM in April!!



**April 5th
Fun with
Animal Actions**

Join us for some animal action fun!! Everyone will get a set of animal action cards, animal mask, and animal dice to take home so you can continue to play the game at home. Can you run like a cheetah? Hop like a frog? Swing like a monkey? What other animal actions can you do?



**April 19th
Oh-no, it's an Animal Mix-Up!**

Join us for some mixed up animal fun. Create an animal and name it. Does your animal have spots? Stripes? Wings? A tail? It's a cow, zebra, leopard...wait it's a Zecowpard! We can't wait to see what you create.



Don't miss last minute updates for playgroup. If you aren't part of the REMIND thread, join today by texting @23kk7ga to the number 81010.

**ALL April playgroups will be held at
The Father's House church
@ 3951 Fulton Drive NW.**

The driveway to the church parking lot is between St. Michael Church parking lot and McMichael's Chiropractic Clinic. The church sits back off the road but there is a sign at the entrance.

**April 12th
Where is the Egg?
Egg Art & Egg Hunt**



Help us find all the missing colored eggs in our story, *Where is the Egg?*, with an egg matching activity you can take home. Then craft your own Easter egg. We will end playgroup with an egg hunt so be sure to bring a basket or bag to gather your eggs in.

**April 26th
Old MacDonald
Pig Pudding Painting**

Join us for fun with Old MacDonald's farm animals. Do you know your farm animal sounds? Did you know...pigs squeal and love to roll in the mud...we will be making muddy pigs by finger painting with chocolate pudding. You can even lick your fingers clean when you are done painting.



Family Fun Ideas

Look for Signs of Spring...

Try this easy family activity to get outside and explore. Take a short walk and look for signs of spring in the plants, birds, and animals all around you. You can do this in your neighborhood, at the park, or anywhere; including your own backyard. Need ideas to look for? Use the family scavenger hunt on the last page to search nature for items and talk with your child about what you see, hear, and smell. Touch things with your child to let them feel nature. Look for baby animals, bugs, plants sprouting, etc. and point them out to your little one.

Bunny Tail Trail Mix

This super simple recipe is sweet, salty, and delicious! You can quickly mix up some Bunny Tail Trail Mix to share with friends!

Ingredients:

Mini-Marshmallows

Milk Chocolate M & M's

M & M's Mini Malted Eggs

Something salty (pretzels or Fritos)

Annie's Snicker Doodle Bunny Cookies or any type of bite sized cookie like teddy grahams



Just pour all of the ingredients into a big mixing bowl and stir well. (Try not to eat too much as you are stirring!) Then share and enjoy!!

Store any bunny tail trail mix left in an air-tight container.

Easter Sensory Bins

To make an Easter sensory bin, fill a plastic bin or Easter basket with Easter grass. Fill some plastic eggs with beans, jelly beans, rice, or anything you want just be sure to seal them with tape or glue to prevent your child from opening them. Put different things in each egg so your they can feel the different weights of the eggs and hear the different sounds they make.



Place the eggs in the basket hiding them in the Easter grass for your child to discover. Sensory bins provide opportunities for learning because children can explore different sights, textures, sounds, and even smells depending on what you use.

Bunny Color Hop Game

Items needed to play:

Plastic Easter eggs (or make some from colored paper)

Container or basket to put the eggs in

Optional: bunny ears




How to play...

To get started scatter colored eggs on the floor. If you have some pretend bunny ears you can give those to your child to wear and a basket to gather the eggs in. Now you are ready to play!

For toddlers, hold and say the egg color then have your child hop to pick up the correct color of egg(s) to put into their basket. For older children, you can just call out the color or add letters, numbers or shapes, etc... to the eggs for your child to find.



BOOKS TO READ...

Lift the flaps to match an animal head with a different body! *Heads and Tails* contains 20 animals on split pages to mix and match to create silly animal combinations. A crocodile and a rabbit becomes a "crocbit" and a moose and an elephant becomes a "moophant"!



Toddlers will giggle when the cow quacks and the duck meows. Luckily, the animals finally get their sounds right!


Can you boogie? Down in the Indian jungle, the children and animals are learning about actions like leaping, stomping, shaking and flapping while meeting different jungle creatures.



Join this rhyming safari and meet everyone from the elphing elephant to the gangly giraffe, and maybe even the terrible tiger!

Did you Ever see a Bunny?

Sung to: "Did you ever see a Lassie?"



Did you ever see a bunny, a bunny, a bunny,
Did you ever see a bunny, that hops -- so slow?
He hops, and he hops, and he hops, and he hops,
Did you ever see a bunny, that hops so **slow**?

Addition Verses:

That hops -- So Fast?, That hops -- Backwards?,
That hops -- on one foot?

Songs and Fingerplays...



Bunny Rabbit

Bunny rabbit, bunny rabbit,
Hop, hop, hop.
(hop 3 times)
Bunny rabbit, bunny rabbit,
Stop, stop, stop.
(clap 3 times)

Spring Morning

Sung To: "Here We Go Round the Mulberry Bush"

This is the way the bunny hops,
bunny hops, bunny hops,
This is the way the bunny hops,
On a spring time morning.




Addition Verses:

This is the way the blue bird flies...
This is the way the little chick walks.....
This is the way the little duck swims.....
This is the way the little lamb runs.....
This is the way the children play.....

Here Comes a Bunny

Here is a bunny with ears so funny.
(hold up index and middle finger on one hand)
And here is his hole in the ground.
(make hole by cupping other hand)
When a noise he hears, he picks up his ears
(extend index and middle finger for ears)
And hops in his hole in the ground.



IN APRIL!!!

Family Scavenger Hunt

Scavenger hunts are a great way to spend some time exploring the outdoors and interacting with your children. Use this colorful list and a crayon or pencil to mark what you find and get them excited about exploring the outdoors.

Back Yard

☐☐☐☐☐☐☐☐☐☐☐☐

Scavenger Hunt